


Project		Catalog #		Type	
Prepared by		Notes		Date	



# MWS

## DC-010V

Drop Cable with 0-10V Dimming  
Modular Wiring System

### Typical Applications

Office • Education • Hospitality • Retail • Industrial • Manufacturing • Sports Venues

### Interactive Menu

- Order Information [page 2](#)
- Product Specifications [page 2](#)
- System View [page 2](#)
- Product Warranty



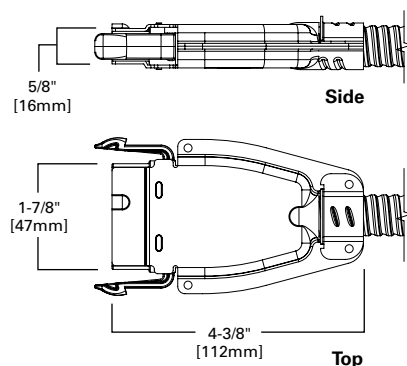
### Product Certification



### Top Product Features

- UL Listed under Standard 183 for make or break under load
- Meets requirements of Article 604 of the National Electrical Code
- Rated at 20 amperes with full-size ground wire
- Copper conductors with THHN insulation rated at 90°C
- Galvanized steel exterior with integral keying for voltage

### Dimensional and Mounting Details



[additional product diagrams](#)

## Order Information

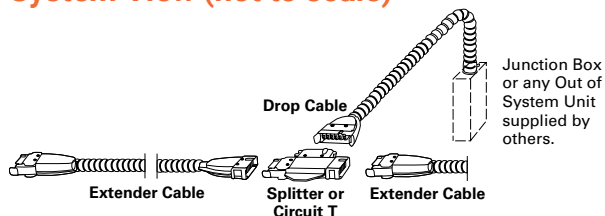
SAMPLE ORDER NUMBER: **27DC12/2G11-010V**

Voltage	Component	Conductors and Size	Cable Length (Feet)	Dimming
12=120V 20=208V 24=240V 27=277V 34=347V 48=480V	DC=Drop Cable	10/2G=#10, 2 Conductors Plus Ground 12/2G=#12, 2 Conductors Plus Ground	05=5' 09=9' 11=11' 15=15'	010V=0-10V Dimming

## Product Specifications

- UL Listed under Standard 183 for make or break under load
- MWS components assembled with 12 AWG/10 AWG conductors rated at 20 amperes with full size ground wire
- 0-10V Dimming wires 16AWG
- Copper conductors are THHN insulated wire rated 90°C
- Galvanized steel exterior with integral keying for voltage and amperage
- Cable end supplied with 1/2" connector with locknut and 6" pre-stripped leads
- DC cable allows you to easily supply power to other system units such as j-boxes, receptacles or fixtures
- Copper power and control/signal conductors
- Meets the NEC and UL listing requirements for combining power/lighting circuits and class 2 or class 3 signal/control circuits in the same cable

## System View (not to scale)



### Drop Cable (DC)

Supplies power to out of system units. (Fixtures, J-boxes, etc.).

Typical MWS Wiring System Application shown utilizing **Drop Cable (DC)**.

Consult MWS Installation, Application and Specification Manual for additional comprehensive system information.

### Shipping Data

Cable Lengths	Unit Wt.	Standard Qty./Carton
5'	2.0 lbs.	12
9'	3.0 lbs.	9
11'	3.5 lbs.	8

### MWS Autocad Drafting

Please reach out to your local representative for MWS layout design assistance.

All electrical boxes, conduit, connections and switches by others.  
Install dust covers on unused open ends.  
Scale is exaggerated on fixtures and MWS system applications.