


Project		Catalog #		Type	
Prepared by		Notes		Date	



Metalux

SkyRidge Single LED

2' and 4' Wavestream LED

Typical Applications

Office • Education • Healthcare • Retail

Interactive Menu

- Order Information [page 2](#)
- Photometric Data [page 3](#)
- Connected Systems [page 3](#)
- Product Warranty

Product Certification



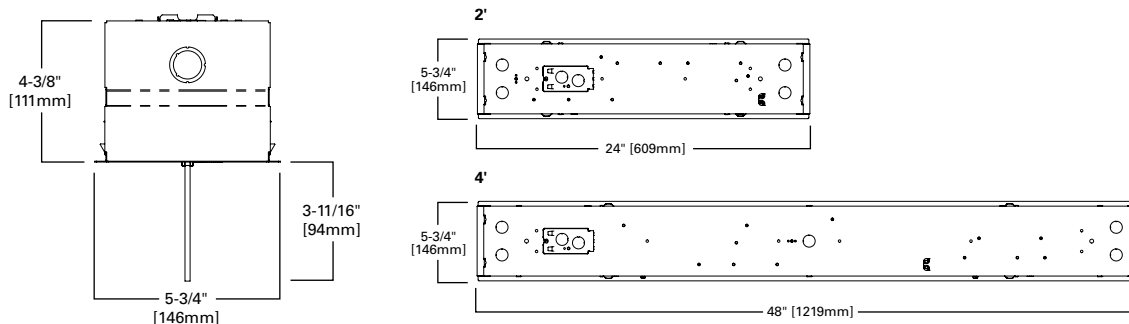
Product Features



Top Product Features

- Wavestream optics for superior performance and architectural appeal
- 2' and 4' lengths available with up to 6500 lumens per 4 foot versions
- Narrow 6" wide housing installs in continuous rows or individual unit
- Designed to install in standard grid as well as drywall surfaces
- UNV 0-10V 1% dimming standard driver with multiple control option

Dimensional and Mounting Details



Order Information

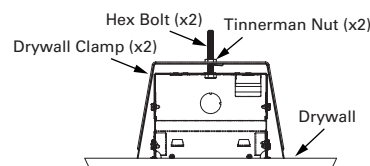
SAMPLE ORDER NUMBER: 2SRS-24-W-UNV-L835-CD-U

Rating	Series	Mounting Arrangement	Install Type	Lumen Package	Distribution	
Rating	Series ⁽¹⁶⁾	Mounting Arrangement	Install Type	Lumen Package ⁽¹³⁾	Distribution	
[Blank]=Standard	2SRS=2 ft. ⁽¹²⁾ 4SRS=4 ft.	[Blank]=Single ER=End Row MR=Mid Row ⁽¹⁷⁾	[Blank]=Grid D=Drywall	2 ft. 16=1600 (800 Lumens per foot) 20=2000 (1000 Lumens per foot) 24=2400 (1200 Lumens per foot) 28=2800 (1400 Lumens per foot)	4 ft. 32=3200 (800 Lumens per foot) 40=4000 (1000 Lumens per foot) 48=4800 (1200 Lumens per foot) 56=5600 (1400 Lumens per foot) 65=6500 (1625 Lumens per foot)	W=Wide (Standard)
	Notes (12) 2 ft. configurations only available with one of the following options: EM, sensor, or transfer switch. (16) DesignLights Consortium® Qualified and classified for both DLC Standard and DLC Premium, refer to www.designlights.org for details.	Notes (17) Available in 4 ft. option only.		Notes (13) Approximate lumens. See chart for actual performance.		

Voltage	Emergency Options	CCT	Driver Type
Voltage ⁽¹⁾	Emergency Options ⁽¹⁾	CCT	Driver Type ⁽¹⁴⁾
UNV=Universal Voltage 120-277 347=347 Volt	EL7W=7-watt, 120V-277V emergency battery pack installed ^{(2), (12)} EL14W=14-watt 120V-277V emergency battery pack installed ^{(2), (12)} ETRD=Emergency Transfer Relay with dimming control ⁽⁷⁾	L830=3000K L835=3500K L840=4000K	CD=0-10V Dimming Driver (1% - 100% Dimming) SD=Step-Dim Driver ⁽¹¹⁾ 5LTD=Fifth Light DALI Driver (5%- 100% Dimming) ^{(3), (5)} 5LTHD=Fifth Light DALI Driver (1%- 100% Dimming) ^{(3), (6)}
Notes (1) Products also available in non-US voltages and frequencies for international markets.	Notes (2) With integral test switch/indicator/laser test. For approximate delivered lumens multiply the lumens per watt of the desired fixture by the wattage of the emergency battery pack (100 lm/W x 7=700 lumens). IES-format photometry for luminaire under emergency operation available. (7) Used to bypass local control during outage. Must be used in conjunction with UL 1008 device (provided by others). (12) 2 ft. configurations only available with one of the following options: EM, sensor, or transfer switch.		Notes (3) Must be used in conjunction with a DALI control system. For complete DALI solutions by Fifth Light, visit www.coopercontrol.com. (5) 5LTD option is only available in 4 ft. lumen packages. (6) 5LTHD option is only available in 4 ft. lumen packages. (11) Step dim driver only available in 4 ft. 4800, 5600 and 6500 lumen packages. (14) Other drivers available. Consult factory if other options are needed.

Integrated Sensing Systems	SkyTrim	Packaging	Accessories	Replacement Part
Integrated Sensing Systems	SkyTrim ⁽⁴⁾	Packaging	Accessories (order separately)	Replacement Part
LWTPD1=Enlighted Wireless Tile-mount Sensor ^{(8), (9), (10)}	TB=Tahitian Blue PL=Pearl	U=Unit carton	SRS-DWK=Drywall Kit (see illustration) WSRK-4-S-TB-10PK=WSRTRIM 4 ft. SNG Tahitian Blue 10-pack WSRK-4-E-TB-10PK=WSRTRIM 4 ft. END Tahitian Blue 10-pack WSRK-4-M-TB-10PK=WSRTRIM 4 ft. MID Tahitian Blue 10-pack WSRK-4-S-PL-10PK=WSRTRIM 4 ft. SNG Pearl 10-pack WSRK-4-E-PL-10PK=WSRTRIM 4 ft. END Pearl 10-pack WSRK-4-M-PL-10PK=WSRTRIM 4 ft. MID Pearl 10-pack	T3A END E.Q. BRACKET PARTS BAG ⁽¹⁵⁾
Notes (8) Must be used in conjunction with an Enlighted control system. For complete Enlighted wireless solutions, visit www.cooperlighting.com (9) Compatible with CD drivers only. (10) LWT sensor is external to luminaire, cable factory wired.	Notes (4) Fixtures using factory installed SkyTrim option are not DLC qualified.			Notes (15) Included with the fixture. Spare parts in case lost.

SRS-DWK=Drywall Kit



Product Specifications

Construction

- Die-formed, cold rolled steel housing
- Options available for simple row mount installation and alignment
- Ample KOs for ease of installation

Controls

- 0-10V continuous dimming driver standard that works with any 0-10V control/ dimmer
- WaveLink wireless fixture for sensor-less wireless control
- WaveLink sensor compatible for IoT capability
- Enlighted sensor compatible for IoT capability
- DALI 2.0, Lutron, and step-dimming available

Electrical

- Long-life LED system with electrical driver for optimal performance
- LED's available in 3000K, 3500K or 4000K with a CRI \geq 80
- Projected life is 60,000 hours at 84% lumen output based on TM21 standards
- Electronic drivers available for 120-277V and 347V applications

Emergency Battery Options

- Optional 120-277V emergency battery available in 7W or 14W
- 90-minute backup period for code compliance
- Test switch with laser pointer and testing from floor feature for ease of use
- EZ Key feature prevents accidental discharge during construction
- Generator transfer options available

Optics

- WaveStream technology
- Precision formed optical assembly
- Positively retained high optical grade acrylic lenses provide a directed optical distribution

Mounting

- Standard grid mount and drywall options available
- Continuous row mount available in specific configurations
- Retrofit drywall hardware kit must be ordered separately

SkyTrim Accessory

- Designed for an array of interior applications, SkyTrim is a luminous decorative accent that can be mounted directly on the light guide of a SkyRidge fixture either at the factory or in the field. It is ideal for spaces where color is necessary to provide visual cues, emphasize brand identity, directional awareness or simply as an artistic expression

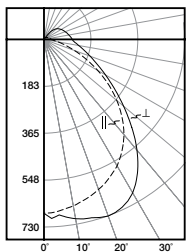
Compliance

- cULus - 1598
- Damp Location Listed
- IC Rated
- Complies with IESNA LM-79
- DesignLights Consortium® Qualified and classified for both DLC Standard and DLC Premium, refer to www.designlights.org for details.

Warranty

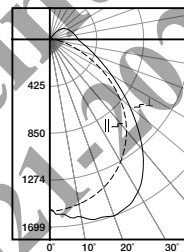
- Five-year warranty standard

Photometric Data

[View IES files](#)


2SRS-24-W-UNV-L835-CD-U

Electronic Driver
Linear LED 3500K
Spacing criterion: (II) 1.25 x mounting height,
(\perp) 1.43 x mounting height
Lumens: 2438
Input Watts: 17.8W
Efficacy: 137.0 lm/W
Test Report: 2SRS-24-W-UNV-L835-CD-U.IES



4SRS-56-W-UNV-L835-CD-U

Electronic Driver
Linear LED 3500K
Spacing criterion: (II) 1.23 x mounting height,
(\perp) 1.44 x mounting height
Lumens: 5582
Input Watts: 37.8W
Efficacy: 147.7 lm/W
Test Report: 4SRS-56-W-UNV-L835-CD-U.IES

Energy and Performance Data by Catalog Number

Catalog Logic	Delivered Lumens (@80 CRI 3500K)	Watts	Efficacy (LPW)
2SRS-16-W-UNV-L835-CD-U	1727	12.3	140
2SRS-20-W-UNV-L835-CD-U	2071	15.7	132
2SRS-24-W-UNV-L835-CD-U	2438	17.8	137
2SRS-28-W-UNV-L835-CD-U	2785	21.3	131
4SRS-32-W-UNV-L835-CD-U	3161	21.0	151
4SRS-40-W-UNV-L835-CD-U	4065	27.0	151
4SRS-48-W-UNV-L835-CD-U	4827	32.3	149
4SRS-56-W-UNV-L835-CD-U	5582	37.8	148
4SRS-65-W-UNV-L835-CD-U	6457	44.7	144

CCT Table

Approximate Color Temperature Multiplier	
3000K	0.98
3500K	1.0
4000K	1.0

Shipping Data

Catalog No.	Wt.
2SRS-2	12 lbs.
4SRS-48	19 lbs.



Connected Systems
[CLICK HERE](#)