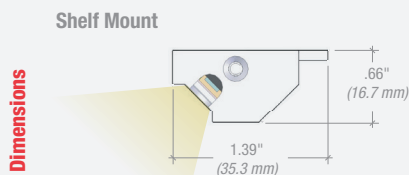


# LEDge

## INTERIOR APPLICATIONS



5-year warranty



Dimensions

io Lighting

<b>Light Output (Lumens)</b>	<b>1028</b>
<b>Watts</b>	<b>18.6</b>
<b>Lumens per Watt (Efficacy)</b>	<b>55</b>
<b>Color Accuracy</b> Color Rendering Index (CRI)	<b>82</b>
<b>Light Color</b> Correlated Color Temperature (CCT)	<b>3024 (Bright White)</b>
<b>Warranty**</b>	<b>Yes</b>

All results, except LED Lumen Maintenance, are according to IESNA LM-79-2008: Approved Method for the Electrical and Photometric Testing of Solid-State Lighting. The U.S. Department of Energy (DOE) verifies product test data and results.

\*\* See [www.lightingfacts.com/products](http://www.lightingfacts.com/products) for details.

Registration Number: PNE4-4CHH6K (7/11/2013)  
Model Number: 0.091.3KVHO.NG.1.36.1  
Type: Under-cabinet or Shelf-mounted light

Label references LEDge fixture in Very High Output 3000K. Lighting Facts for additional light output levels may be obtained from io Lighting.

### Application

**LEDge** is a member of io's **line™** family of linear LED-based products. **LEDge** is a low voltage linear shelf light that offers exceptional warm and cool white light for a variety of different shelf and casework conditions. **LEDge** offers illumination levels equivalent to halogen and fluorescent-based alternates with significant benefits. **LEDge** delivers exquisite white light without the damaging ultra-violet (UV) and infrared (IR) wavelengths or radiant heat that conventional light sources produce. **LEDge** also offers superior definition to three-dimensional objects and sparkle to reflective surfaces. Projected average rated life is 50,000 hours at 70% of lamp lumen output. Contact factory for IES LM-80 compliance. To ensure proper performance, architectural details should allow for ventilation and air flow around the fixture. Ambient temperature surrounding the fixture shall not exceed 122°F (50°C).

### Light Output

**LEDge's** beam spread and luminous intensities are perfect for shelf lighting applications. Three luminous intensities are available. All values below represent the initial raw lumens of the LED. IES format photometry of Lighting Facts labels represent actual light output measured in lumens and candle power. Light Output losses include optical, thermal and power supply inefficiencies. IES LM-79 format files may be obtained from the factory or downloaded from [www.cooperlighting.com](http://www.cooperlighting.com). All products have a CRI greater than 80. Results are typical measurements.

	Standard Output	High Output	Very High Output
<b>INITIAL LUMENS</b>			
<b>2700K White:</b>	<b>72 lms/ft</b>	<b>253 lms/ft</b>	<b>362 lms/ft</b>
<b>3000K White:</b>	<b>120 lms/ft</b>	<b>360 lms/ft</b>	<b>600 lms/ft</b>
<b>3500K White:</b>	<b>83 lms/ft</b>	<b>289 lms/ft</b>	<b>413 lms/ft</b>
<b>4000K White:</b>	<b>88 lms/ft</b>	<b>307 lms/ft</b>	<b>438 lms/ft</b>
<b>POWER CONSUMPTION*</b>			
	<b>1.00 w/ft</b>	<b>3.00 w/ft</b>	<b>5.00 w/ft</b>

*Non-standard color temperatures available as a custom offering for a modest additional cost and lead-time.*

*\* Power Consumption does not include power supply losses.*

### Construction

**LEDge** can be surface mounted to the underside of any shelving unit provided the shelf materials can accept self-tapping screws. The **LEDge** housing is made of extruded aluminum, providing the recommended heat sink requirements for io's proprietary printed circuit boards (PCBs). **LEDge** is provided with neoprene gaskets, which isolate the majority of the heat from surfaces on which they are mounted. **LEDge** is UL listed for dry locations.

### Electrical

**LEDge** is supplied with a field adjustable 4'-0" 20 AWG, 300 volt rated power cord. A 24 volt 100 watt power supply will be provided as a standard. For detailed information regarding daisy chain limitations, remote distance limitations, power supply options, and dimming options consult Eaton's Cooper Lighting website ([www.cooperlighting.com](http://www.cooperlighting.com)) or an io representative.

### DRIVER REMOTE DISTANCE

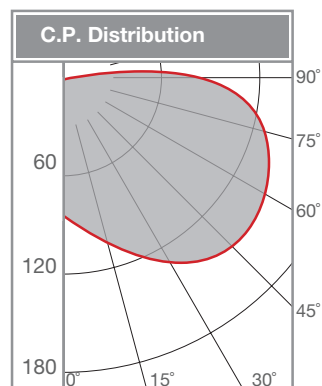
**7'-0" (2.1m) w/22AWG**  
**18'-0" (5.5m) w/18AWG**  
**46'-0" (14.0m) w/14AWG**  
**71'-0" (21.6m) w/12AWG**

### Finish

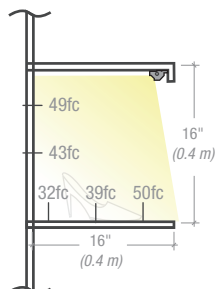
Anodized aluminum finish is standard. Custom finishes may be available upon request.

# CANDLEPOWER DISTRIBUTION CURVE 3000K High Output – 30" Length


Light Output




# SHELF LIGHTING 3000K Standard Output



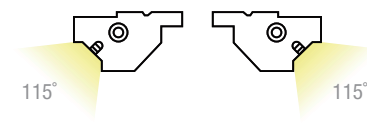
Electrical Details



SIDE FEED



FRONT FEED



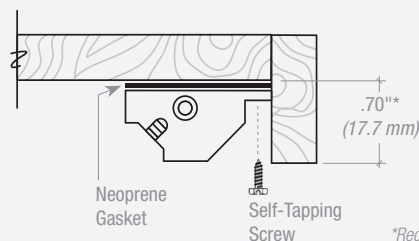
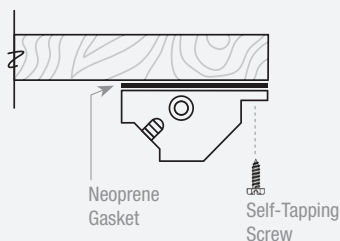
LEFT SIDE FEED

RIGHT SIDE FEED

Left end cap shown here. Electrical feed is **field adjustable** from side feed to front feed.

Mounting Options

## Shelf Mount



\*Recommended minimum to conceal view to fixture.

Order Code

0	09	I								
io	1	2	3	4	5	6	7	8		
1. <u>PRODUCT FAMILY</u>	09 LEDge	2. <u>LOCATION</u>	I Interior only	3. <u>COLOR</u>	27K White 2700K SO <sup>(1)</sup> 27KH0 White 2700K HO <sup>(1)</sup> 27KVHO White 2700K VHO <sup>(1)</sup> 3K White 3000K SO <sup>(1)</sup> 3KH0 White 3000K HO <sup>(1)</sup> 3KVHO White 3000K VHO <sup>(1)</sup>	35K White 3500K SO <sup>(1)</sup> 35KH0 White 3500K HO <sup>(1)</sup> 35KVHO White 3500K VHO <sup>(1)</sup> 4K White 4000K SO <sup>(1)</sup> 4KH0 White 4000K HO <sup>(1)</sup> 4KVHO White 4000K VHO <sup>(1)</sup> CC Custom Color <sup>(3)</sup>	4. <u>MOUNTING</u>	NG No glass	5. <u>FINISH</u>	1 Anodized aluminum 2 Anodized custom color
6. <u>LENGTH</u>	Specify as required to 1/8" between 7" and 72"									
7. <u>ELECTRICAL FEED</u>	1 Right feed 2 Left feed 3 Right and left feed									
8. <u>VOLTAGE / DIMMING</u>	3 120v w/dim 4 277v w/dim									

Footnotes

- White light variance between LEDs is equal to or better than 3-step MacAdam Binning.
- Printed Circuit Board (PCB) is available in 6" increments. Therefore, there will be no more than 3" of lampless space on either end of fixture.
- Non-standard color temperature and CRI are available. Consult factory for availability.



YouTube

LEDge applications  
youtube.com/iolighting