

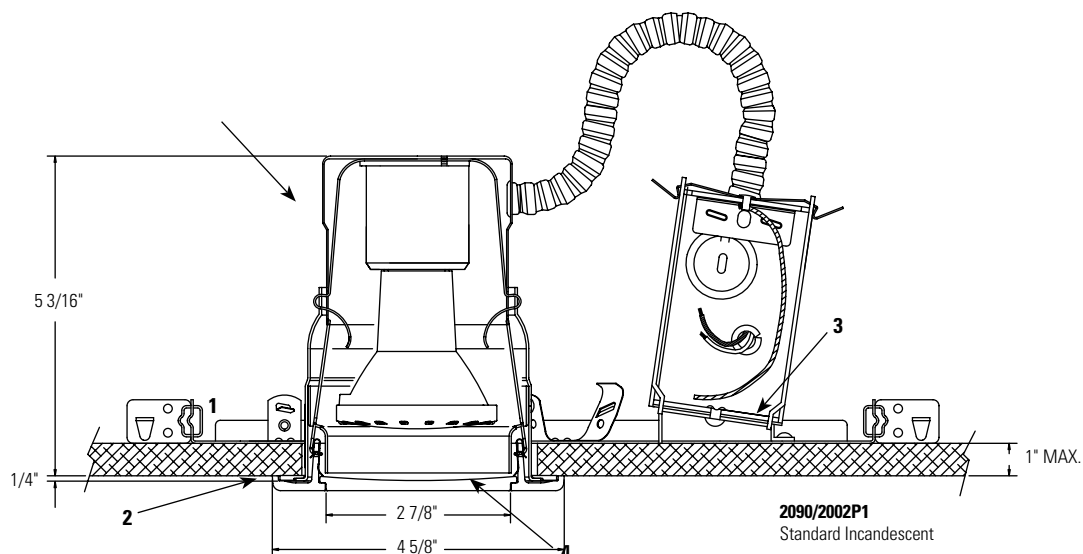
# LIGHTOLIER

by  Signify

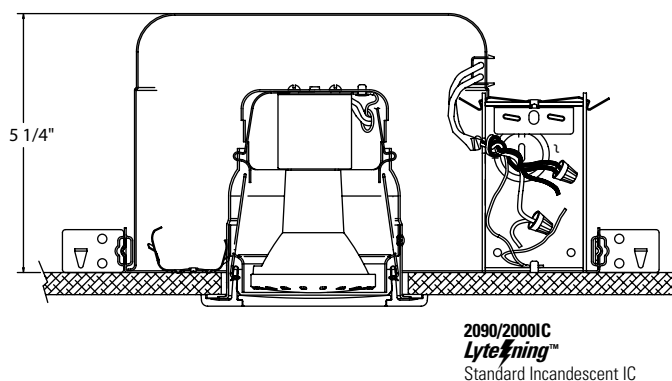
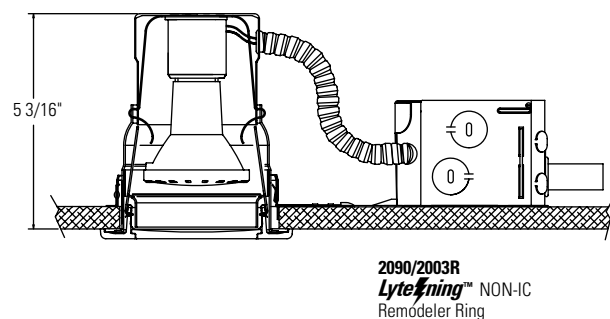
## Downlighting

Lytecaster CFL 3 3/4"

2090 Flush Glass Wet Loc. Trim



Project: \_\_\_\_\_  
 Location: \_\_\_\_\_  
 Cat.No: \_\_\_\_\_  
 Type: \_\_\_\_\_  
 Lamps: \_\_\_\_\_ Qty: \_\_\_\_\_  
 Notes: \_\_\_\_\_



Complete Fixture consists of Reflector Trim & Frame-In Kit. Select each separately.

Reflector Trim	Frame-In Kit — See Individual Frame-In Kit Specification Sheets			
2090	Line Voltage			
	Frame-In Kit	Installation Type	Lamping	Height
	2000P1	Standard Non-IC	50W PAR20	5 1/4"
	2002P1	Standard Non-IC		5 3/16"
	2003R	Non-IC Remodeler		5 3/16"
	2000IC	IC	50W PAR20	5 1/4"
	2000AIC	IC AirSeal®		5 1/4"

# 2090 Lytecaster CFL 3 3/4"

## Flush Glass Wet Loc. Trim

### Features

1. **Housing:** Hydroformed aluminum, .040 thk. min. Non-yellowing, gloss white powder coat finish for permanent reflectivity and surface protection.
2. **Trim Flange:** Frosted clear polycarbonate flange ring. Pull down and release for toolless relamping.
3. **Frame-In Kit:** (2002P2 standard frame shown) Other frames shown below. See Frame-In Kit specification sheets for more details.
4. **Glass:** Processed borosilicate glass textured diffuser. Smooth surface on exposed side for wipe down cleaning. Meets NEC® requirements for spas and hot tubs. May be installed less than 7' 6" above max water surface height.

### Labels

UL (Suitable for Wet Locations - Covered Ceilings only), I.B.E.W.  
NEC® is a registered trademark of the National Fire Protection Association.

