

Philips SmartBright Slim Panel – Trusted performance. Everyday.

SmartBright Slim panel G3

The Philips SmartBright range is comprised of a selection of essential LED luminaires that come with Philips high levels of quality at a competitive price. Reliable, energy efficient and affordable lighting solutions that you can count on to deliver what they promise. Philips SmartBright Slim Panels are our most affordable LED solution. The complete product family is available in multiple mounting types, product dimensions and lumen options to suit the widest range of applications. And thanks to the edge-lit structure, SmartBright panels deliver both higher system efficacy and excellent lighting uniformity. The essential range of LED slim panels for everyday installations.

Benefits

- Saves 50% energy compared with TL alternatives
- Philips quality and reliability
- Comfortable light with excellent uniformity
- Slim and elegant design

Features


- System efficacy 95 lm/W
- Strong anti-yellowish performance within lifetime
- Full window illumination, CRI 80
- Edge-lit structure, the height of panel is 8 mm
- Multiple mounting options: recessed, suspended, plaster ceiling (PCV)

SmartBright Slim panel G3


Application

- Offices
- Hospitals and Care Centers
- Retail

Versions

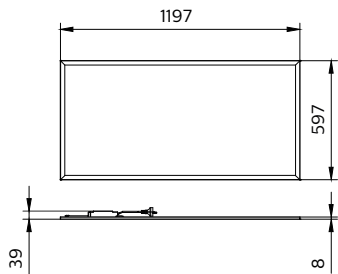
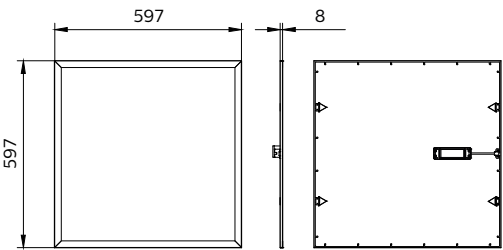
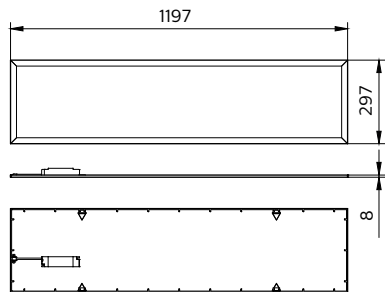


RC091 2X4 SPP



RC091 2X2 SPP

Dimensional drawing



SmartBright Slim panel G3

General Information	
CE mark	CE mark
Flammability mark	For mounting on
	normally
	flammable surfaces
Light Technical	
Optical cover type	Acrylate
Color rendering index (CRI)	>80
Luminous Efficacy (rated) (Nom)	95 lm/W
Operating and Electrical	
Input Voltage	220–240 V
Line Frequency	50 or 60 Hz
Temperature	
Ambient temperature range	-10 to +35 °C
Controls and Dimming	
Dimmable	No
Mechanical and Housing	
Housing Color	White RAL 9003
Approval and Application	
Protection class IEC	Safety class II
Mech. impact protection code	IK02
Ingress protection code	IP20
Initial Performance (IEC Compliant)	
Luminous flux tolerance	+/-10%

Light Technical

Order Code	Full Product Name	Correlated Color Temperature	
		(Nom)	Luminous Flux
911401876981	RC091V LED48S/840 PSU W60L120 GM G3	4000 K	4,800 lumen
911401877081	RC091V LED48S/865 PSU W60L120 GM G3	6500 K	4,800 lumen
911401876581	RC091V LED38S/840 PSU W60L60 GM G3	4000 K	3,800 lumen
911401876681	RC091V LED38S/865 PSU W60L60 GM G3	6500 K	3,800 lumen
911401877181	RC091V LED27S/840 PSU W60L60 GM G3 MR	4000 K	2,700 lumen
911401877281	RC091V LED27S/865 PSU W60L60 GM G3 MR	6500 K	2,700 lumen
911401877581	RC091V LED38S/840 PSU W60L60 GM G3 MR	4000 K	3,800 lumen
911401877681	RC091V LED38S/865 PSU W60L60 GM G3 MR	6500 K	3,800 lumen
911401876781	RC091V LED38S/840 PSU W30L120 GM G3	4000 K	3,800 lumen
911401876881	RC091V LED38S/865 PSU W30L120 GM G3	6500 K	3,800 lumen
911401877781	RC091V LED38S/840 PSU W30L120 GM G3 MR	4000 K	3,800 lumen
911401877881	RC091V LED38S/865 PSU W30L120 GM G3 MR	6500 K	3,800 lumen

Operating and Electrical

Order Code	Full Product Name	Power Consumption
911401876981	RC091V LED48S/840 PSU W60L120 GM G3	50 W
911401877081	RC091V LED48S/865 PSU W60L120 GM G3	50 W
911401876581	RC091V LED38S/840 PSU W60L60 GM G3	40 W
911401876681	RC091V LED38S/865 PSU W60L60 GM G3	40 W
911401877181	RC091V LED27S/840 PSU W60L60 GM G3 MR	28 W
911401877281	RC091V LED27S/865 PSU W60L60 GM G3 MR	28 W

Order Code	Full Product Name	Power Consumption
911401877581	RC091V LED38S/840 PSU W60L60 GM G3 MR	40 W
911401877681	RC091V LED38S/865 PSU W60L60 GM G3 MR	40 W
911401876781	RC091V LED38S/840 PSU W30L120 GM G3	40 W
911401876881	RC091V LED38S/865 PSU W30L120 GM G3	40 W
911401877781	RC091V LED38S/840 PSU W30L120 GM G3 MR	40 W
911401877881	RC091V LED38S/865 PSU W30L120 GM G3 MR	40 W

Initial Performance (IEC Compliant)

Order Code	Full Product Name	Initial chromaticity
911401876981	RC091V LED48S/840 PSU W60L120 GM G3	(0.3818, 0.3797) SDCM≤5
911401877081	RC091V LED48S/865 PSU W60L120 GM G3	(0.3123, 0.3282) SDCM≤5
911401876581	RC091V LED38S/840 PSU W60L60 GM G3	(0.3818, 0.3797) SDCM≤5
911401876681	RC091V LED38S/865 PSU W60L60 GM G3	(0.3123, 0.3282) SDCM≤5
911401877181	RC091V LED27S/840 PSU W60L60 GM G3 MR	(0.3818, 0.3797) SDCM≤5
911401877281	RC091V LED27S/865 PSU W60L60 GM G3 MR	(0.3123, 0.3282) SDCM≤5
911401877581	RC091V LED38S/840 PSU W60L60 GM G3 MR	(0.3818, 0.3797) SDCM≤5

Order Code	Full Product Name	Initial chromaticity
911401877681	RC091V LED38S/865 PSU W60L60 GM G3 MR	(0.3123, 0.3282) SDCM≤5
911401876781	RC091V LED38S/840 PSU W30L120 GM G3	(0.3818, 0.3797) SDCM≤5
911401876881	RC091V LED38S/865 PSU W30L120 GM G3	(0.3123, 0.3282) SDCM≤5
911401877781	RC091V LED38S/840 PSU W30L120 GM G3 MR	(0.3818, 0.3797) SDCM≤5
	MR	

SmartBright Slim panel G3

Order Code	Full Product Name	Initial chromaticity
911401877881	RC091V LED38S/865 PSU W30L120 GM G3	(0.3123, 0.3282) SDCM≤5
	MR	

