



LFA lens shown

Day-Brite / CFI LED high bay FBZ is a product that is perfect for a wide range of applications. Featuring a small form factor with a wide range of lumen packages and optical distributions, there is an abundance of both value and performance. The FBZ contains features, options, and accessories, including scalable Interact controls, that allow it to fit into areas from education to warehousing.



Control options are available

Project: \_\_\_\_\_  
 Location: \_\_\_\_\_  
 Cat.No: \_\_\_\_\_  
 Type: \_\_\_\_\_  
 Qty: \_\_\_\_\_  
 Notes: \_\_\_\_\_

### Ordering guide

Example: FBZ24L840-UNV-N

Family	Lumens' (nom)	CRI / CCT	Voltage	Distribution	Options
<b>FBZ</b>					
FBZ	08L 8,000 lm 12L 12,000 lm 18L 18,000 lm 24L 24,000 lm 30L 30,000 lm 36L 36,000 lm 48L 48,000 lm 60L 60,000 lm	835 80 CRI, 3500K 840 80 CRI, 4000K 850 80 CRI, 5000K	UNV Universal (120-277V) 120 120V 208 208V 240 240V 277 277V 347 347V 480 480V	— General Distribution N Narrow M Medium W Wide A Aisle	<p>WP6<sup>2,3,4</sup> Wired 6' 16/3 cord &amp; NEMA twist lock plug</p> <p>WP6/4<sup>2,3,4</sup> Wired 6' 16/4 cord &amp; NEMA twist lock plug for line voltage plus unswitched hot for emergency</p> <p>WP6D<sup>2,3,4</sup> Wired 6' 16/3 cord &amp; NEMA twist lock plug for line voltage with wired 6' 16/3 cord &amp; plug for dimming control</p> <p>WC6<sup>5,4</sup> Wired 6' 16/3 cord</p> <p>WC6/4<sup>5,4</sup> Wired 6' 16/4 cord for line voltage plus unswitched hot for emergency</p> <p>WC6/5<sup>5,4</sup> Wired 6' 18/5 cord for line voltage plus 0-10V dimming</p> <p>WC6/6<sup>5,4</sup> Wired 6' 18/6 cord for line voltage plus unswitched hot for emergency plus 0-10V dimming</p> <p>LCA Clear acrylic lens</p> <p>LFA Frosted acrylic lens (<b>Caution:</b> Frosted lens distorts optical distribution if used together with Narrow, Medium, Wide, or Aisle "Distribution" options.)</p> <p>SWZCSh<sup>6,8</sup> Interact Pro scalable high bay sensor w/integral daylight &amp; occupancy sensing, advanced grouping w/dwell time</p> <p>SRB<sup>7,8</sup> SR Bridge option only used in conjunction with SWZCSh (Required for SWZCSh with any 347V and required for SWZCSh with 36,000lm to 60,000lm except 480V)</p> <p>MD360<sup>5,9</sup> 360 motion detector (ON/OFF)</p> <p>MD360D<sup>5,9</sup> 360° Motion detector (ON/DIM to 10%)</p> <p>EM10<sup>4</sup> Factory wired 10W Philips Bodine integral emergency pack, nominal 1300 to 1700lm (0°C - 45°C)</p> <p>BSL14B2<sup>4</sup> Factory wired 14W Philips Bodine integral emergency pack, nominal 1800 to 2300lm (0°C - 45°C)</p> <p>BSL20B2<sup>4</sup> Factory wired 20W Philips Bodine integral emergency pack, nominal 2700 to 3400lm (0°C - 45°C)</p> <p>ER100<sup>10,11,12</sup> UL924 listed sensor bypass relay, factory installed between driver &amp; sensor (Interact Pro compatible) for 30,000 lumen maximum</p> <p>ER100/HVPS<sup>10,11,12</sup> UL924 listed sensor bypass relay, factory installed between driver &amp; sensor for 347/480V Power Sense (Interact Pro compatible) for 30,000 lumen maximum</p> <p>ER100/HVPI<sup>10,11,12,17</sup> UL924 listed sensor bypass relay, factory installed between driver &amp; sensor for 347/480V Power Interrupt (Interact Pro compatible) for 30,000 lumen maximum</p> <p>GTD/E<sup>2,10,16</sup> UL924 listed Bodine GTD factory installed on driver input (-20°C - 50°C - ONLY available in 120V or 277V)</p> <p>SP1 Optional 10KV surge protector</p> <p>GLR Fusing, fast blow (120-277V only)</p> <p>60<sup>13,14</sup> High ambient (60°C) for above 24,000 up to 36,000 lumen maximum</p> <p>65<sup>13</sup> High ambient (65°C) for 24,000 lumen maximum</p> <p>BAC<sup>15</sup> Meet the requirements of the Buy American Act of 1933 (BAA)</p> <p>BABAF<sup>15</sup> Meets the requirements of the Build America Buy America Act for projects funded through FHWA that are obligated before October 1, 2026, and meets the Buy America preferences for FTA</p>

### Footnotes

- Nominal delivered lumens at 25°C ambient.
- Must specify voltage.
- 6' is standard cord length. For optional 10', 15', or 20' length, replace "6" in the option code with desired length.
- If ordering a cord or cord & plug option, order proper cord option for dimming or emergency.
- High bay motion detector, motion sensing zone is extremely limited if used below 15' mounting height.
- Must order IRT9015 Interact commissioning remote with each system order.
- Required to add option code SRB when ordering SWZCSh with 347V, and required when ordering SWZCSh with 36,000lm to 60,000lm.
- Not available in 480V or with any emergency option.
- Not for use with SWZCSh option.
- Must be installed in conjunction with a UL1008 device.
- Only used with SWZCSh integral sensing option.
- 30,000 lumens maximum and may not be ordered together with any standard cord option.

- Not available with SWZCSh, BSL options, ER100 options, or GTD/E.
- Not available with LCA or LFA lens above 24,000lm up to 30,000lm
- Failure to properly select the "BAC" suffix could result in you receiving product that is not BAA compliant product with no recourse for an RMA or refund. This BAC designation hereunder does not address (i) the applicability of, or availability of a waiver under, the Trade Agreements Act, or (ii) the "Buy America" domestic content requirements imposed on states, localities, and other non-federal entities as a condition of receiving funds administered by the Department of Transportation or other federal agencies. Genlyte's products with a BAC option code designation are manufactured in the US and utilize a BAA COTS exemption rule for compliance. "BABAF" designates the product will meet the standards set by FHWA for BABA and FTA for Buy America. As noted, for FHWA BABA compliance, applicable projects must be funded by October 1, 2026.
- If ordering GTD/E, the cord options available will be WC6/6, WC10/6, WC15/6, WC20/6
- If ordering ER100, PI mode is compatible with WC6, WP6, WC10, WP10, WC15, WP15, WP20, WC20

### General Notes

- All accessories are field installed.
- All options are factory installed.
- Many luminaire components, such as reflectors, lenses, sockets, lampholders, and LEDs are made from various types of plastics which can be adversely affected by airborne contaminants. If sulfur based chemicals, petroleum based products, cleaning solutions, or other contaminants are expected in the intended area of use, consult factory for compatibility.



Learn more about the FBZ family of products

To find out more scan this QR Code with your smartphone's camera or visit us at:

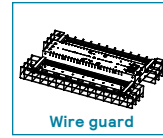

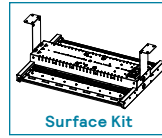
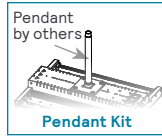
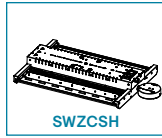
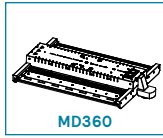
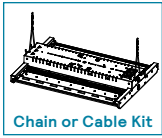
[www.genlyte.com/en-us/products/indoor-luminaires/industrial/high-bay/day-brite-cfi/fbz-led-high-bay/LP\\_CF\\_ILNFBZ\\_EU/family](http://www.genlyte.com/en-us/products/indoor-luminaires/industrial/high-bay/day-brite-cfi/fbz-led-high-bay/LP_CF_ILNFBZ_EU/family)

Not all product variations listed on page are DLC qualified. To ensure that a specific model is qualified, visit [www.designlights.org/search](http://www.designlights.org/search)



# FBZ LED high bay

8,000 to 60,000 lumens



## Accessories (order separately)

Catalog Numbers	Descriptions
HNH5-VHOOK	54" chains & V hooks
HCH5-VHOOK	5' cables & V hooks
HCH10-VHOOK	10' cables & V hooks
HCH15-VHOOK	15' cables & V hooks
HCH20-VHOOK	20' cables & V hooks
FBZ-PENHGR <sup>1</sup>	Pendant hanger kit (pendant supplied by others)
FBY/FBZ-SMKIT	Surface mount bracket kit (drops fixture 6" from surface)
FBZ-WG2	Wire guard for 8000lm to 30000lm
FBZ-WG4	Wire guard for 36000lm to 60000lm
FBZ-WG-SENSOR	Guard for sensor
FBZ-SLCA-2N	Clear acrylic snap lens kit for 8000lm to 30000lm
FBZ-SLFA-2N	Frosted acrylic snap lens kit for 8000lm to 30000lm
FBZ-SLCA-2W	Clear acrylic snap lens kit for 36000lm to 60000lm
FBZ-SLFA-2W	Frosted acrylic snap lens kit for 36000lm to 60000lm
IRT9015	Handheld remote for grouping and configuration (at least one remote required for any SWZCSH installation)

1. For areas where luminaires are subject to high impact (gymnasiums, etc), rigid pendant hanging is not suggested. Use hook or cable/chain assembly for mounting in these areas.

## Application

This luminaire can be used to illuminate retail, cold storage, manufacturing, warehousing and many other large indoor spaces with control and precision.

## Construction/Finish

- Metal housing and reflectors provide excellent thermal transfer to extend component life.
- End holes to attach V bracket for chain or cable hanging.
- May be cable, chain, or pendant mounted.
- 7/8" K.O. at each end of luminaire for wiring or motion detector.
- Polyester powder finish for excellent impact and corrosion resistance.
- LED light engines and drivers are field replaceable.
- 5 Year Limited Warranty, [www.genlyte.com/en-us/support/warranties](http://www.genlyte.com/en-us/support/warranties)
- Components are RoHS compliant.
- cETLus listed to UL 1598 standards. Suitable for use in damp locations. See ambient temperature data table for standard ambient information.
- Dimming drivers are standard. Control is 0-10V DC.
- Optional motion detector.
- 6KV surge protection standard.

## Emergency Options (ER100)

- Power Sensing (Factory default) – Recommended UL924 option requires unswitched power sense line, absence of voltage on the normal circuit triggers luminaire to 100% output.
- Power Interruption Detection (Field option) – Detects AC power interruption >30ms triggers 90 minute emergency mode with luminaire at 100% output.
- 347V requires step-down transformer and must be ordered indicating Power Sensing or Power Interruption Detection.

## Ambient Temperature Data

Configuration	Ambient
FBZ60L	-40°C to 50°C
FBZ36L & FBZ48L w/347-SWZCSH-SRB combination	-20°C to 50°C
SWZCSH option	Minimum temp -30°C
SRB option	Minimum temp -20°C
MD360 and MD360D options	Minimum temp -10°C
All Emergency Battery	0°C to 45°C
All GTD/E	-20°C to 50°C
All others	-40°C to 55°C

## Wireless Controls Options

### Interact Pro scalable sensor for Foundation, Advanced & Enterprise tiers (SWZCSH and an evolution of SpaceWise)

- SWZCSH is a connected sensor with integral occupancy and daylight sensing and supports wireless mesh connectivity.
- The sensor works in the Foundation mode (similar to SpaceWise) when configured without a gateway or in an Interact Pro Advanced or Enterprise mode if a compatible gateway is used.
- Interact Pro includes an App, a portal and a broad portfolio of wireless luminaires, lamps and retrofit kits all working on the same system.
- Startup is implemented via Interact Pro App (Android or iPhone) & Bluetooth connectivity. The App provides flexibility to choose between a gateway or non gateway mode for setup.
- Setup with the gateway requires wired internet access to the gateway. It is possible to add a gateway at a later point.
- Prepare project configuration steps remotely and use IRT9015 remote onsite to identify and group devices together.
- **Compatible with:**
  - SWS200 wireless scene switch
  - Battery powered IP42 presence sensor OCC sensor IA CM WH 10/1
  - Battery powered IP42 presence & daylight sensor OCC-DL sensor IA CM IP42 WH
  - LCN3110/05 battery powered IP65 presence sensor OCC sensor IA CM IP65 WH
  - LCN3120/05 battery powered IP65 presence & daylight sensor OCC-DL sensor IA CM IP65 WH
- For more information on Interact Pro visit: [www.interact-lighting.com/interactproscalablesystem](http://www.interact-lighting.com/interactproscalablesystem)

# FBZ LED high bay

8,000 to 60,000 lumens

## Electro-Connect Modular Wiring System

Electro-Connect is a pre-assembled modular wiring system designed to simplify the process of wiring and installing fixtures ultimately providing time and cost savings. With only three basic components, EC can be used to supply power in both high bay and low bay applications. For more information, visit us online at [https://www.genlyte.com/en-us/products/indoor-luminaires/modular-wiring/wiring-devices/day-brite-cfi/electro-connect-ec-three/LP\\_CF\\_ECAC03\\_EU/family](https://www.genlyte.com/en-us/products/indoor-luminaires/modular-wiring/wiring-devices/day-brite-cfi/electro-connect-ec-three/LP_CF_ECAC03_EU/family) and [https://www.genlyte.com/en-us/products/indoor-luminaires/modular-wiring/wiring-devices/day-brite-cfi/electro-connect-ec-three-plus/LP\\_CF\\_ECAC33\\_EU/family](https://www.genlyte.com/en-us/products/indoor-luminaires/modular-wiring/wiring-devices/day-brite-cfi/electro-connect-ec-three-plus/LP_CF_ECAC33_EU/family).

## Photometric Scaling Factor

Color Temperature (CCT)	Multiplier
3500K	0.985
4000K	100

## Photometric Test List

Catalog Numbers	Delivered Lumens	Input Watts	Efficacy
FBZ08L840-UNV	8376	49.0	171
FBZ08L840-UNV-LFA	7787	49.0	159
FBZ08L840-UNV-LCA	8110	49.0	166
FBZ08L840-UNV-N	8264	49.0	169
FBZ08L840-UNV-N-LCA	8039	49.0	164
FBZ08L840-UNV-W	8134	49.0	166
FBZ08L840-UNV-W-LCA	7844	49.0	160
FBZ08L840-UNV-A	8023	49.0	164
FBZ08L840-UNV-A-LCA	7743	49.0	158
FBZ08L840-UNV-M	8134	49.0	166
FBZ08L840-UNV-M-LCA	7894	49.0	161
FBZ12L840-UNV	12675	73.3	173
FBZ12L840-UNV-LFA	11785	73.3	161
FBZ12L840-UNV-LCA	12273	73.3	167
FBZ12L840-UNV-N	12506	73.3	171
FBZ12L840-UNV-N-LCA	12167	73.3	166
FBZ12L840-UNV-W	12310	73.3	168
FBZ12L840-UNV-W-LCA	11870	73.3	162
FBZ12L840-UNV-A	12141	73.3	166
FBZ12L840-UNV-A-LCA	11719	73.3	160
FBZ12L840-UNV-M	12310	73.3	168
FBZ12L840-UNV-M-LCA	11946	73.3	163
FBZ18L840-UNV	17507	101.2	173
FBZ18L840-UNV-LFA	16278	101.0	161
FBZ18L840-UNV-LCA	16951	101.0	168
FBZ18L840-UNV-N	17274	101.1	171
FBZ18L840-UNV-N-LCA	16805	100.9	167
FBZ18L840-UNV-W	17002	101.1	168
FBZ18L840-UNV-W-LCA	16395	100.9	162
FBZ18L840-UNV-A	16769	101.1	166
FBZ18L840-UNV-A-LCA	16186	100.9	160
FBZ18L840-UNV-M	17003	101.1	168
FBZ18L840-UNV-M-LCA	16500	100.9	164

## EC3 Modular Wiring System

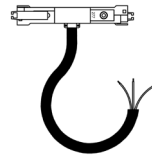
Distribution Cable



Extender Cable



Lighting 'T'



## EC3+ Modular Wiring System

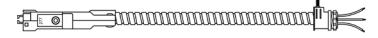
Double Headed Extender Cable



Double Headed Distribution Cable



Whip End Fixture Drop



Catalog Numbers	Delivered Lumens	Input Watts	Efficacy
FBZ08L850-UNV	8479	49.0	173
FBZ08L850-UNV-LFA	7883	49.0	161
FBZ08L850-UNV-LCA	8209	49.0	168
FBZ08L850-UNV-N	8366	49.0	171
FBZ08L850-UNV-N-LCA	8138	49.0	166
FBZ08L850-UNV-W	8234	49.0	168
FBZ08L850-UNV-W-LCA	7940	49.0	162
FBZ08L850-UNV-A	8121	49.0	166
FBZ08L850-UNV-A-LCA	7839	49.0	160
FBZ08L850-UNV-M	8234	49.0	168
FBZ08L850-UNV-M-LCA	7991	49.0	163
FBZ12L850-UNV	12831	73.3	175
FBZ12L850-UNV-LFA	11930	73.3	163
FBZ12L850-UNV-LCA	12424	73.3	169
FBZ12L850-UNV-N	12660	73.3	173
FBZ12L850-UNV-N-LCA	12316	73.3	168
FBZ12L850-UNV-W	12461	73.3	170
FBZ12L850-UNV-W-LCA	12016	73.3	164
FBZ12L850-UNV-A	12290	73.3	168
FBZ12L850-UNV-A-LCA	11863	73.3	162
FBZ12L850-UNV-M	12461	73.3	170
FBZ12L850-UNV-M-LCA	12093	73.3	165
FBZ18L850-UNV	17695	100.9	175
FBZ18L850-UNV-LFA	16350	100.8	162
FBZ18L850-UNV-LCA	17128	100.8	170
FBZ18L850-UNV-N	17423	101.0	173
FBZ18L850-UNV-N-LCA	17011	100.9	169
FBZ18L850-UNV-W	17212	101.1	170
FBZ18L850-UNV-W-LCA	16597	100.9	164
FBZ18L850-UNV-A	16975	101.1	168
FBZ18L850-UNV-A-LCA	16385	100.9	162
FBZ18L850-UNV-M	17212	101.1	170
FBZ18L850-UNV-M-LCA	16703	100.9	166

# FBZ LED high bay

8,000 to 60,000 lumens

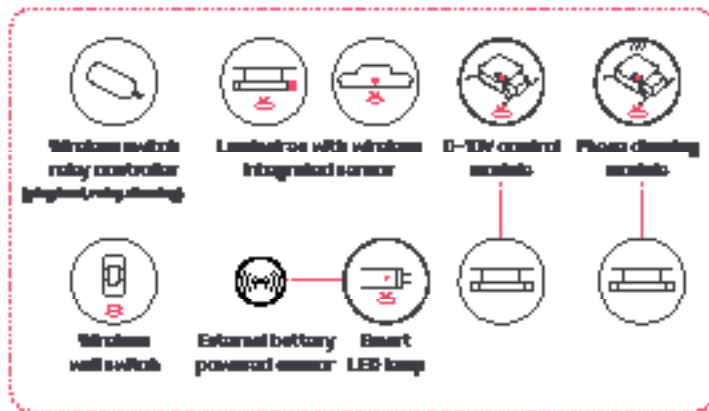
## Photometric Test List

Catalog Numbers	Delivered Lumens	Input Watts	Efficacy
FBZ24L840-UNV	24721	150.8	164
FBZ24L840-UNV-LFA	22985	150.8	152
FBZ24L840-UNV-LCA	23936	150.8	159
FBZ24L840-UNV-N	24391	150.8	162
FBZ24L840-UNV-N-LCA	23728	150.8	157
FBZ24L840-UNV-W	24008	150.8	159
FBZ24L840-UNV-W-LCA	23151	150.8	154
FBZ24L840-UNV-A	23678	150.8	157
FBZ24L840-UNV-A-LCA	22855	150.8	152
FBZ24L840-UNV-M	24008	150.8	159
FBZ24L840-UNV-M-LCA	23298	150.8	154
FBZ30L840-UNV	30654	192.1	160
FBZ30L840-UNV-LFA	28501	192.1	148
FBZ30L840-UNV-LCA	29680	192.1	155
FBZ30L840-UNV-N	30245	192.1	157
FBZ30L840-UNV-N-LCA	29423	192.1	153
FBZ30L840-UNV-W	29770	192.1	155
FBZ30L840-UNV-W-LCA	28707	192.1	149
FBZ30L840-UNV-A	29361	192.1	153
FBZ30L840-UNV-A-LCA	28340	192.1	148
FBZ30L840-UNV-M	29770	192.1	155
FBZ30L840-UNV-M-LCA	28890	192.1	150
FBZ36L840-UNV	37309	225.0	166
FBZ36L840-UNV-LFA	34517	224.7	154
FBZ36L840-UNV-LCA	36156	224.7	161
FBZ36L840-UNV-N	36319	224.7	162
FBZ36L840-UNV-N-LCA	35471	224.5	158
FBZ36L840-UNV-W	36236	224.8	161
FBZ36L840-UNV-W-LCA	35134	224.5	156
FBZ36L840-UNV-A	35890	225.1	159
FBZ36L840-UNV-A-LCA	34860	224.4	155
FBZ36L840-UNV-M	36337	224.7	162
FBZ36L840-UNV-M-LCA	35304	224.4	157
FBZ48L840-UNV	49399	302.4	163
FBZ48L840-UNV-LFA	45702	302.4	151
FBZ48L840-UNV-LCA	47872	302.4	158
FBZ48L840-UNV-N	48087	302.4	159
FBZ48L840-UNV-N-LCA	46966	302.4	155
FBZ48L840-UNV-W	47978	302.4	159
FBZ48L840-UNV-W-LCA	46518	302.4	154
FBZ48L840-UNV-A	47520	302.4	157
FBZ48L840-UNV-A-LCA	46156	302.4	153
FBZ48L840-UNV-M	48112	302.4	159
FBZ48L840-UNV-M-LCA	46744	302.4	155
FBZ60L840-UNV	61503	385.6	159
FBZ60L840-UNV-LFA	56851	385.6	147
FBZ60L840-UNV-LCA	59551	385.6	154
FBZ60L840-UNV-N	59818	385.6	155
FBZ60L840-UNV-N-LCA	58423	385.6	152
FBZ60L840-UNV-W	59682	385.6	155
FBZ60L840-UNV-W-LCA	57866	385.6	150
FBZ60L840-UNV-A	59112	385.6	153
FBZ60L840-UNV-A-LCA	57415	385.6	149
FBZ60L840-UNV-M	59848	385.6	155
FBZ60L840-UNV-M-LCA	58147	385.6	151

Catalog Numbers	Delivered Lumens	Input Watts	Efficacy
FBZ24L850-UNV	25025	150.8	166
FBZ24L850-UNV-LFA	23267	150.8	154
FBZ24L850-UNV-LCA	24230	150.8	161
FBZ24L850-UNV-N	24691	150.8	164
FBZ24L850-UNV-N-LCA	24020	150.8	159
FBZ24L850-UNV-W	24303	150.8	161
FBZ24L850-UNV-W-LCA	23436	150.8	155
FBZ24L850-UNV-A	23970	150.8	159
FBZ24L850-UNV-A-LCA	23136	150.8	153
FBZ24L850-UNV-M	24303	150.8	161
FBZ24L850-UNV-M-LCA	23585	150.8	156
FBZ30L850-UNV	31031	192.1	162
FBZ30L850-UNV-LFA	28852	192.1	150
FBZ30L850-UNV-LCA	30045	192.1	156
FBZ30L850-UNV-N	30617	192.1	159
FBZ30L850-UNV-N-LCA	29785	192.1	155
FBZ30L850-UNV-W	30136	192.1	157
FBZ30L850-UNV-W-LCA	29060	192.1	151
FBZ30L850-UNV-A	29723	192.1	155
FBZ30L850-UNV-A-LCA	28689	192.1	149
FBZ30L850-UNV-M	30136	192.1	157
FBZ30L850-UNV-M-LCA	29245	192.1	152
FBZ36L850-UNV	37706	225.0	168
FBZ36L850-UNV-LFA	34935	223.8	156
FBZ36L850-UNV-LCA	36587	224.4	163
FBZ36L850-UNV-N	37106	224.3	165
FBZ36L850-UNV-N-LCA	35908	224.5	160
FBZ36L850-UNV-W	36682	224.8	163
FBZ36L850-UNV-W-LCA	35566	224.5	158
FBZ36L850-UNV-A	36332	225.1	161
FBZ36L850-UNV-A-LCA	35289	224.4	157
FBZ36L850-UNV-M	36784	224.7	164
FBZ36L850-UNV-M-LCA	35739	224.4	159
FBZ48L850-UNV	50006	302.4	165
FBZ48L850-UNV-LFA	46264	302.4	153
FBZ48L850-UNV-LCA	48461	302.4	160
FBZ48L850-UNV-N	48679	302.4	161
FBZ48L850-UNV-N-LCA	47543	302.4	157
FBZ48L850-UNV-W	48569	302.4	161
FBZ48L850-UNV-W-LCA	47091	302.4	156
FBZ48L850-UNV-A	48105	302.4	159
FBZ48L850-UNV-A-LCA	46724	302.4	155
FBZ48L850-UNV-M	48704	302.4	161
FBZ48L850-UNV-M-LCA	47320	302.4	156
FBZ60L850-UNV	62259	385.6	161
FBZ60L850-UNV-LFA	57550	385.6	149
FBZ60L850-UNV-LCA	60283	385.6	156
FBZ60L850-UNV-N	60553	385.6	157
FBZ60L850-UNV-N-LCA	59141	385.6	153
FBZ60L850-UNV-W	60416	385.6	157
FBZ60L850-UNV-W-LCA	58578	385.6	152
FBZ60L850-UNV-A	59839	385.6	155
FBZ60L850-UNV-A-LCA	58121	385.6	151
FBZ60L850-UNV-M	60584	385.6	157
FBZ60L850-UNV-M-LCA	58862	385.6	153



## Easy. Effective. Smart.



### Meet Interact

A smart, wireless luminaire level lighting control system (LLC). A complete solution that combines modern and intuitive technologies for easy installation and specification.

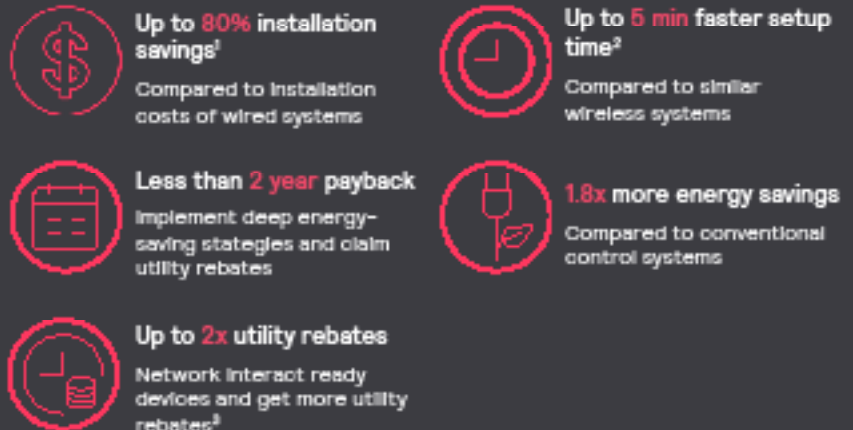
- Works with or without gateway
- **No IT**
- **No** light point restrictions
- **Up to 76%** out of the box savings
- **Fast & easy**
- **Code & rebate** compliant

### Capabilities



\*Grouping, zoning, dimming, high-end trimming, scenes, scheduling, manual controls

### Benefits



1. Versus legacy systems based on Installer Interviews
2. Based on Installer analysis done by Signify for a typical multi-zone space
3. Utility programs across US

### Just lights and an App



1. Install the Interact ready fixtures with embedded smart sensor
2. Install the wireless wall switch
3. Configure your setup with the Interact App
4. Leverage the IRT9015 remote accessory to accelerate your setup process
5. Optionally add a gateway for insights and management

#### Learn more about Interact:

Interact includes an app, a web portal, and a comprehensive range of Interact ready wireless luminaires, lamps, retrofit kits, and control devices like switches and sensors that operate within the same system.



## Controls Options

### Interact radio nodes for Standalone, Gateway & Gateway + IoT tiers (RA)

- RA sensor option is a connected radio node supporting wireless mesh connectivity.
- Compatible with standalone and gateway modes of Interact.

### Interact occupancy & daylight sensor for Standalone, Gateway & Gateway + IoT tiers (CS)

- The CS sensor option is a connected sensor with built-in occupancy and daylight detection, along with wireless mesh connectivity.
- Compatible with standalone and gateway modes of Interact.

### Interact advanced sensor bundle for Gateway + IoT tier (SB)

- SB sensor option offers occupancy and daylight sensing and supports advanced IoT capabilities, such as desk-level temperature and humidity monitoring, noise classification, and Bluetooth Low Energy (BLE) beacon functionality.
- Setup requires a compatible gateway and internet connectivity.
- With compatible gateway and software analytics, SB sensor option enables greater building efficiency, seamless system integration, and optimized space utilization through occupancy and environmental insights.

Interact for intelligent buildings sensor option codes across Genlyte product lines\*

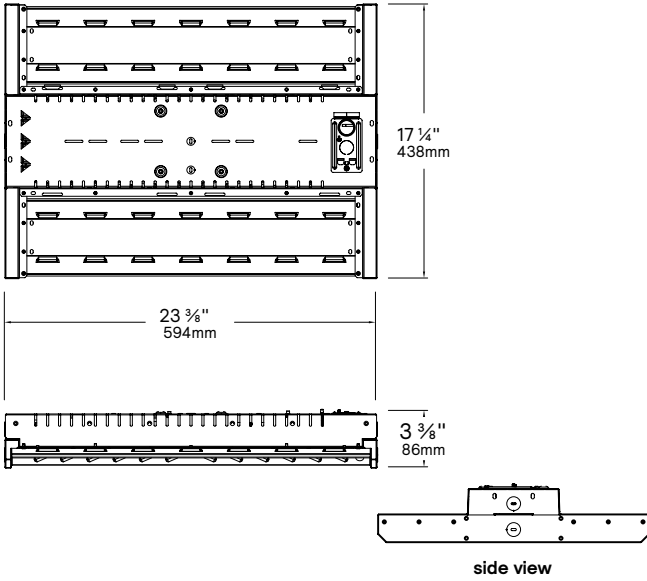
	Sensor part #	Daybrite	Ledalite	Lightolier
Zigbee + Bluetooth	SG100B	RADIO	RA	RA
Zigbee + Bluetooth + Sensing	SG200B	SMZCS	CS	SBA or SMCS accessory
Zigbee + Bluetooth + Sensing + Environmental data	SG1600	IAOSB	SB	SBA or SMCS accessory
Zigbee + Highbay + Bluetooth + Sensing	SMH210 IA	SMZCSH	-	-

# FBZ LED high bay

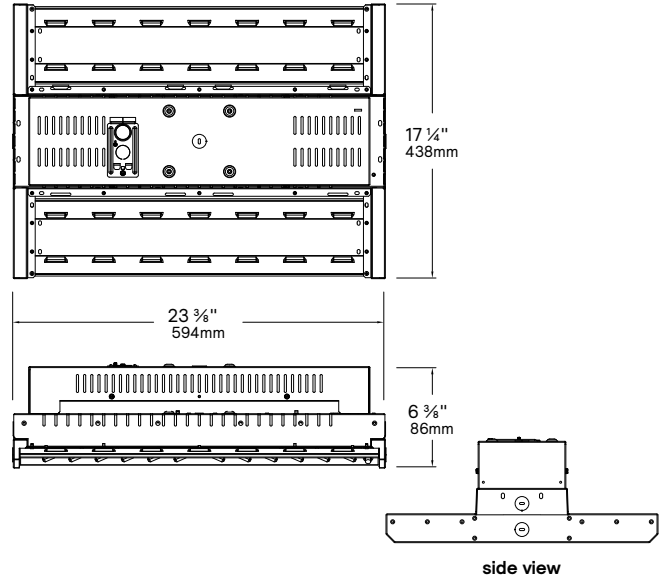
8,000 to 60,000 lumens

## Dimensions

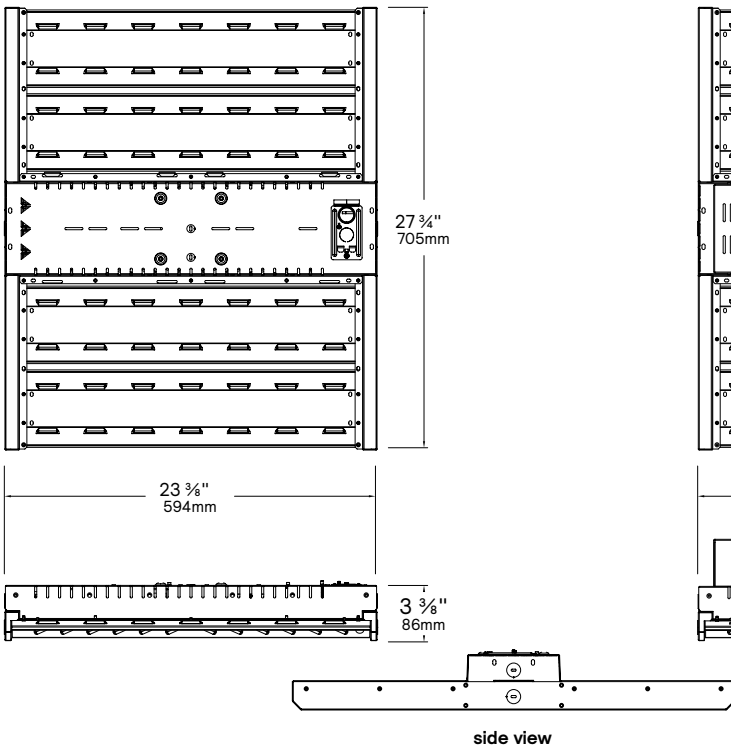
8,000lm – 30,000lm



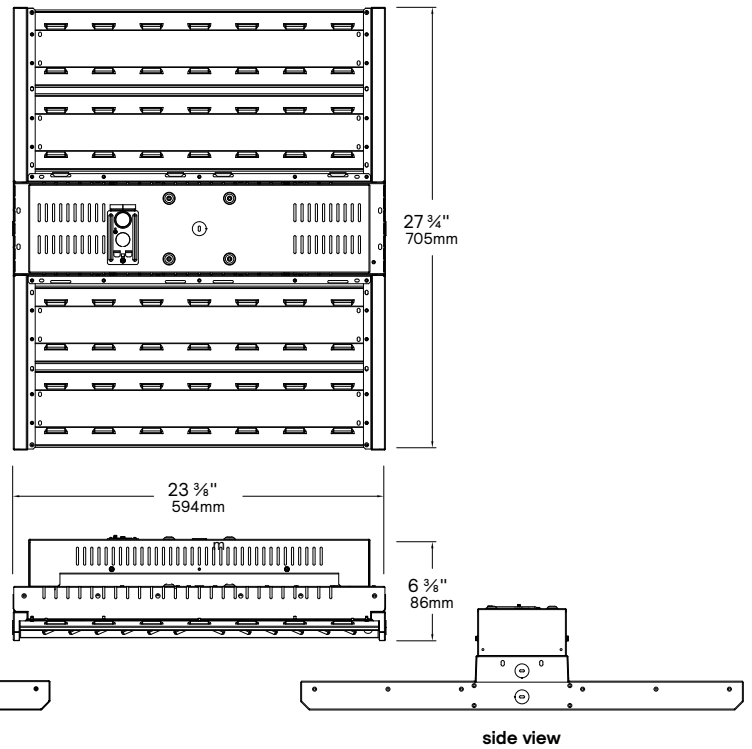
8,000lm – 30,000lm  
w/Emergency plus 347/480V



36,000lm – 60,000lm



36,000lm – 60,000lm  
w/Emergency plus 347/480V



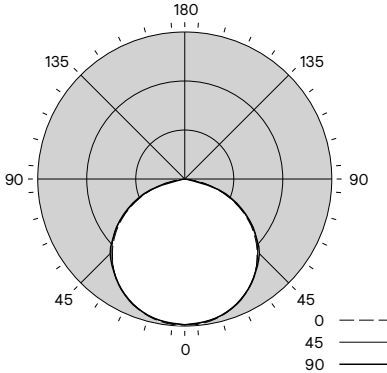
# FBZ LED high bay

8,000 to 60,000 lumens

## Photometry

### FBZ18L840-UNV

Luminaire Lumens 17507  
 Luminaire Efficacy Rating (LER) 173  
 Total Luminaire Watts 101.1  
 Spacing Criterion (0-180) 1.30



Candela Distribution						Flux
	0	45	90	135	180	Lumens
0	5947	5947	5947	5947	5947	
5	5956	5937	5914	5921	5906	564
15	5784	5770	5759	5765	5764	1629
25	5435	5436	5406	5411	5432	2500
35	4917	4910	4893	4897	4911	3068
45	4177	4180	4208	4283	4306	3259
55	3300	3302	3402	3365	3374	2989
65	2232	2295	2286	2333	2342	2270
75	1091	1117	1132	1034	961	1111
85	156	89	33	25	19	117
90	7	13	14	12	8	

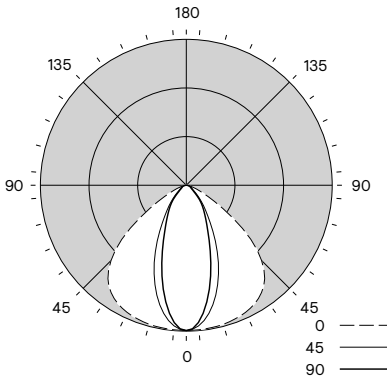
Zonal Lumen Summary			
Zone	Lumens	%Fixture	%Lamp
0-30	4692	26.8%	26.8%
0-40	7760	44.3%	44.3%
0-60	14007	80.0%	80.0%
0-90	17506	100.0%	100.0%
0-180	17507	100.0%	100.0%

Avg. Luminance (cd/m²)				
	0	45	90	
45	25575	25763	26362	
55	24908	25677	25469	
65	22863	23417	23988	
75	18250	18940	16074	
85	7743	1628	932	

Coefficients of Utilization % (Based on a floor reflectance of 0.2)												
Pc---	80				70				50			0
Pw---	70	50	30	10	70	50	30	50	30	10	0	
RCR												
0	119	119	119	119	116	116	116	111	111	111	100	
1	109	105	100	97	106	102	99	98	95	92	85	
2	99	91	84	79	97	89	83	86	80	76	70	
3	90	80	72	65	88	78	71	75	69	63	59	
4	83	71	62	55	80	69	61	67	60	54	50	
5	76	63	54	47	74	62	53	60	52	46	43	
6	70	57	48	41	68	56	47	54	46	41	38	
7	65	51	42	36	63	50	42	49	41	36	33	
8	60	47	38	32	59	46	38	45	37	32	30	
9	56	43	34	29	55	42	34	41	34	29	27	
10	53	39	31	26	51	39	31	38	31	26	24	

### FBZ18L840-UNV-A

Luminaire Lumens 16769  
 Luminaire Efficacy Rating (LER) 166  
 Total Luminaire Watts 101.1  
 Spacing Criterion (0-180) 1.40



Candela Distribution						Flux
	0	45	90	135	180	Lumens
0	14144	14144	14144	14144	14144	
5	14121	14004	13737	13520	13423	1281
15	14003	13022	11072	9636	9142	3158
25	13647	10918	7130	5356	4973	3760
35	12757	7554	3654	3032	2933	3449
45	10368	3528	1815	1617	1507	2499
55	5505	1505	833	723	675	1409
65	1807	792	561	450	424	740
75	544	425	335	309	296	390
85	94	92	45	29	23	82
90	6	8	8	7	5	

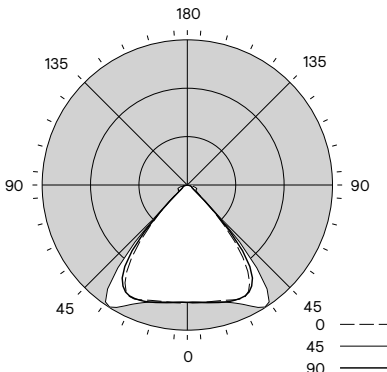
Zonal Lumen Summary			
Zone	Lumens	%Fixture	%Lamp
0-30	8199	48.9%	48.9%
0-40	11648	69.5%	69.5%
0-60	15556	92.8%	92.8%
0-90	16768	100.0%	100.0%
0-180	16769	100.0%	100.0%

Avg. Luminance (cd/m²)				
	0	45	90	
45	63478	11114	9227	
55	41551	6288	5092	
65	18513	5743	4347	
75	9104	5606	4957	
85	4657	2242	1151	

Coefficients of Utilization % (Based on a floor reflectance of 0.2)												
Pc---	80				70				50			0
Pw---	70	50	30	10	70	50	30	50	30	10	0	
RCR												
0	119	119	119	119	116	116	116	111	111	111	100	
1	112	108	105	102	109	106	103	102	99	97	90	
2	104	98	93	88	102	96	91	93	89	85	80	
3	97	89	83	78	95	88	82	85	80	76	71	
4	91	81	74	69	89	80	74	78	72	68	64	
5	85	75	67	62	83	74	67	72	66	61	58	
6	80	69	62	56	78	68	61	66	60	56	53	
7	75	64	56	51	73	63	56	62	55	51	49	
8	71	59	52	47	69	59	52	57	51	47	45	
9	67	55	48	44	65	55	48	54	48	43	41	
10	63	52	45	40	62	51	45	50	44	40	38	

### FBZ18L840-UNV-M

Luminaire Lumens 17003  
 Luminaire Efficacy Rating (LER) 168  
 Total Luminaire Watts 101.1  
 Spacing Criterion (0-180) 1.40



Candela Distribution						Flux
	0	45	90	135	180	Lumens
0	8494	8494	8494	8494	8494	
5	8556	8522	8502	8521	8525	816
15	8672	8700	8755	8793	8796	2489
25	9095	9363	9526	9221	9052	4304
35	7628	8849	10324	9129	8214	5446
45	2717	3187	3363	3010	2888	2597
55	839	689	572	511	551	598
65	724	466	338	309	357	413
75	528	326	227	201	187	285
85	101	64	18	9	7	55
90	3	5	5	4	3	

Zonal Lumen Summary			
Zone	Lumens	%Fixture	%Lamp
0-30	7609	44.8%	44.8%
0-40	13055	76.8%	76.8%
0-60	16249	95.6%	95.6%
0-90	17002	100.0%	100.0%
0-180	17003	100.0%	100.0%

Avg. Luminance (cd/m²)				
	0	45	90	
45	16632	20592	17681	
55	6334	4315	4160	
65	7418	3461	3660	
75	8832	3794	3131	
85	5034	906	329	

Coefficients of Utilization % (Based on a floor reflectance of 0.2)												
Pc---	80				70				50			0
Pw---	70	50	30	10	70	50	30	50	30	10	0	
RCR												
0	119	119	119	119	116	116	116	111	111	111	100	
1	112	109	106	103	109	106	104	102	100	98	90	
2	105	99	94	90	102	97	92	94	90	87	81	
3	98	90	84	79	96	88	83	86	81	77	73	
4	91	82	75	70	89	81	75	79	73	69	65	
5	86	75	68	63	84	74	68	72	66	62	59	
6	80	69	62	57	78	68	61	67	61	56	53	
7	75	64	56	51	73	63	56	62	55	51	49	
8	70	59	52	47	69	58	51	57	51	46	44	
9	66	54	47	43	65	54	47	53	47	42	40	
10	62	51	44	39	61	50	43	49	43	39	37	

# FBZ LED high bay

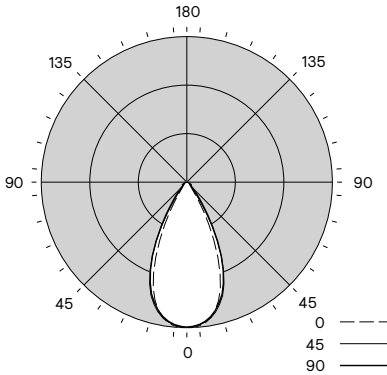
8,000 to 60,000 lumens

## Photometry

### FBZ18L840-UNV-N

Luminaire Lumens 17274  
 Luminaire Efficacy Rating (LER) 171  
 Total Luminaire Watts 101.1  
 Spacing Criterion (0-180) 0.78

Candela Distribution						Flux
	0	45	90	135	180	Lumens
0	22642	22642	22642	22642	22642	
5	22495	22400	22357	22364	22298	2107
15	19131	19377	19741	19690	19470	5410
25	9950	10949	12740	13004	12699	5396
35	2034	2395	3569	4256	4410	2296
45	872	706	813	1082	1231	758
55	819	445	516	548	587	504
65	708	402	407	474	493	461
75	332	274	286	294	237	293
85	60	48	23	12	9	49
90	3	4	5	4	4	



Zonal Lumen Summary			
Zone	Lumens	%Fixture	%Lamp
0-30	12913	74.8%	74.8%
0-40	15209	88.0%	88.0%
0-60	16471	95.4%	95.4%
0-90	17273	100.0%	100.0%
0-180	17274	100.0%	100.0%

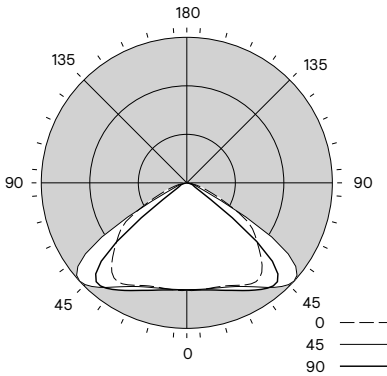
Avg. Luminance (cd/m <sup>2</sup> )				
	0	45	90	
45	5340	4976	7535	
55	6183	3892	4427	
65	7253	4171	5046	
75	5550	4791	3964	
85	2976	1165	459	

Coefficients of Utilization % (Based on a floor reflectance of 0.2)												
Pc---	80				70				50			0
Pw---	70	50	30	10	70	50	30	50	30	10	0	
RCR												
0	119	119	119	119	116	116	116	111	111	111	100	
1	113	110	107	105	111	108	106	104	102	100	93	
2	107	102	98	94	105	100	96	97	94	91	86	
3	102	95	90	86	100	94	89	91	87	84	79	
4	97	89	83	79	95	88	82	85	81	77	74	
5	92	83	77	73	90	82	77	81	76	72	69	
6	87	78	72	68	86	78	72	76	71	67	65	
7	83	74	68	64	82	73	68	72	67	63	61	
8	80	70	64	60	78	70	64	68	63	60	58	
9	76	67	61	57	75	66	60	65	60	56	55	
10	73	63	57	54	72	63	57	62	57	53	52	

### FBZ18L840-UNV-W

Luminaire Lumens 17002  
 Luminaire Efficacy Rating (LER) 168  
 Total Luminaire Watts 101.1  
 Spacing Criterion (0-180) 1.66

Candela Distribution						Flux
	0	45	90	135	180	Lumens
0	4711	4711	4711	4711	4711	
5	4742	4720	4707	4718	4723	452
15	4758	4759	4792	4854	4880	1367
25	4975	4985	5033	5143	5223	2355
35	5306	5419	5594	5656	5719	3481
45	4612	5133	6330	6026	5667	4294
55	3527	3867	5444	2504	1288	3189
65	1603	2776	999	427	353	1334
75	545	788	311	212	156	457
85	103	92	27	13	8	72
90	6	10	9	6	3	



Zonal Lumen Summary			
Zone	Lumens	%Fixture	%Lamp
0-30	4174	24.5%	24.5%
0-40	7655	45.0%	45.0%
0-60	15138	89.0%	89.0%
0-90	17001	100.0%	100.0%
0-180	17002	100.0%	100.0%

Avg. Luminance (cd/m <sup>2</sup> )				
	0	45	90	
45	28235	38753	34696	
55	26620	41086	9721	
65	16424	10235	3614	
75	9119	5201	2610	
85	5122	1349	382	

Coefficients of Utilization % (Based on a floor reflectance of 0.2)												
Pc---	80				70				50			0
Pw---	70	50	30	10	70	50	30	50	30	10	0	
RCR												
0	119	119	119	119	116	116	116	111	111	111	100	
1	110	106	102	99	107	104	100	99	97	94	87	
2	101	93	87	82	98	91	86	88	83	79	73	
3	92	82	75	68	90	81	74	78	72	67	62	
4	84	73	64	58	82	71	64	69	62	57	53	
5	77	65	56	50	75	64	55	62	54	49	46	
6	71	58	49	43	69	57	49	55	48	42	40	
7	66	52	44	37	64	51	43	50	42	37	35	
8	61	47	39	33	59	47	39	45	38	33	30	
9	57	43	35	29	55	43	35	41	34	29	27	
10	53	40	32	26	52	39	31	38	31	26	24	

© 2026 Signify Holding. All rights reserved. The information provided herein is subject to change, without notice. Signify does not give any representation or warranty as to the accuracy or completeness of the information included herein and shall not be liable for any action in reliance thereon. The information presented in this document is not intended as any commercial offer and does not form part of any quotation or contract, unless otherwise agreed by Signify.



Signify North America Corp.  
 400 Crossing Blvd, Suite 600  
 Bridgewater, NJ 08807  
 Telephone: 800-555-0050

Signify Canada Ltd.  
 281 Hillmount Road,  
 Markham, ON, Canada L6C 2S3  
 Telephone: 800-668-9008

All trademarks are owned by Signify Holding or their respective owners.