



Wherever it is installed, **Domus** LED post top creates harmony. Whether you are paring it with the rest of the Domus family or using it on its own in your projects, the **Domus 60** becomes an integral part of the landscape design.

Project: _____

Location: _____

Cat.No: _____

Type: _____

Lamps: _____ Qty: _____

Notes: _____

Ordering guide:

Example: DMS60-C-140L650NW-G1-3-UNV-DMG-FN2-BKTX

Series	LED module		Generation	Optical system	Ballast	Driver options ³
DMS60-C			G1			
DMS60-C	4000K	3000K	G1	1 Type 1 (ASYM) 2 Type 2 (ASYM) 3 Type 3 (ASYM) 4 Type 4 (ASYM) 5 Type 5 (SYMM)	UNV 120-277VAC 347 347VAC 480 480VAC	CDMGE25 ¹ Economy 8 hrs. 25% reduction CDMGE50 ¹ Economy 8 hrs. 50% reduction CDMGE75 ¹ Economy 8 hrs. 75% reduction CDMG25 ¹ Median 6 hrs. 25% reduction CDMG50 ¹ Median 6 hrs. 50% reduction CDMG75 ¹ Median 6 hrs. 75% reduction CDMG525 ¹ Safety 4 hrs. 25% reduction CDMG550 ¹ Safety 4 hrs. 50% reduction CDMG575 ¹ Safety 4 hrs. 75% reduction DMG 0 - 10V
	140L450NW ⁴	140L450WW ⁴				
	140L650NW ⁴	140L650WW ⁴				
	140L1150NW	140L1150WW				
	140L1675NW	140L1675WW				
	140L2100NW	140L2100WW				

Ordering guide (continued):

Luminaire options		Poles & Brackets	Finish	
FN2	Decorative finial	Consult signify.com/outdoorluminaires for details and the complete line of Signify poles and brackets.	BE2TX	Textured midnight blue
FN3	Decorative finial		BE6TX	Textured ocean blue
FN4	Decorative finial		BE8TX	Textured royal blue
FN6	Decorative finial		BG2TX	Textured Sandstone
FN8	Decorative finial		BKTX	Textured black
FN9	Decorative finial		BRTX	Textured bronze
FNC	Finial painted copper		GN4TX	Textured blue green
PH8	Twist-lock Photoelectric Cell		GN6TX	Textured forest green
PHXL ¹	Twist-lock Photoelectric Cell, extended life, UNV (120-277VAC)		GN8TX	Textured Dk forest green
PH9 ⁴	Shorting cap		GNTX	Textured green
RC ²	Receptacle for twist-lock photocell or shorting cap, 3-pin		GR	Gray sandtex
SP2	20kV / 10kA Surge Protector (optional)		GY3TX	Textured medium grey
TN2.87	2 7/8" dia. Tenon adaptor		NP	Natural aluminum
TN3	3" dia. Tenon adaptor	RD2TX	Textured burgundy	
TN3.5	3 1/2" dia. Tenon adaptor	RD4TX	Textured scarlet	
		TG	Hammertone gold	
		WHTX	Textured white	

Footnotes

1. Not available with 347V and 480V.
2. Use of photoelectric cell or shorting cap is required to ensure proper illumination.
3. Select either CDMG or DMG mandatory option.
4. For 240 or 277 volt with CDMG options consult factory.

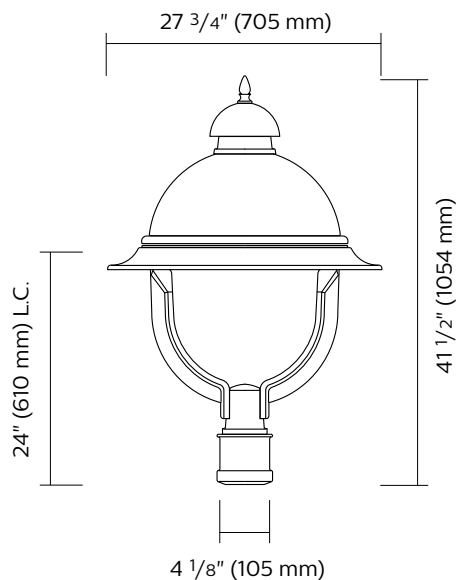
DMS60-C Domus LED Post Top

Urban Luminaire with comfort optics

Dimensions

EPA: 2.6 ft² max.

Weight: 33.5 lbs



DMS60-C

Predicted Lumen Depreciation Data

Predicted performance derived from LED manufacturer's data and engineering design estimates, based on IESNA LM-80 methodology. Actual experience may vary due to field application conditions. L₇₀ is the predicted time when LED performance depreciates to 70% of initial lumen output. Calculated per IESNA TM21-11. Published L₇₀ hours limited to 6 times actual LED test hours.

Ambient Temperature °C	Driver mA	Calculated L ₇₀ Hours	L ₇₀ per TM-21	Lumen Maintenance % at 60,000 hrs
25°C	up to 2100 mA	>100,000 hours	>60,000 hours	>83%

LED Wattage and Lumen Values: 4000K Domus luminaire

4000K					Type 1			Type 2		
Ordering Code	Total LEDs	LED Current (mA)	Average System Watts	Color Temp.	Delivered Lumens	Efficacy (LPW)	BUG Rating	Delivered Lumens	Efficacy (LPW)	BUG Rating
140L450NW-G1	140	450	21	4000K	1971	94	B1-U0-G1	1989	95	B1-U0-G1
140L650NW-G1	140	650	30	4000K	2757	92	B1-U0-G1	2597	87	B1-U0-G1
140L1150NW-G1	140	1150	52	4000K	4693	90	B2-U0-G2	4419	85	B2-U0-G2
140L1675NW-G1	140	1675	75	4000K	6445	86	B3-U0-G3	6069	81	B2-U0-G2
140L2100NW-G1	140	2100	94	4000K	7820	83	B3-U0-G3	7364	78	B3-U0-G3

DMS60-C Domus LED Post Top

Urban Luminaire with comfort optics

LED Wattage and Lumen Values: 4000K Domus luminaire (continued)

4000K (Continued)					Type 3			Type 4			Type 5		
Ordering Code	Total LEDs	LED Current (mA)	Average System Watts	Color Temp.	Delivered Lumens	Efficacy (LPW)	BUG Rating	Delivered Lumens	Efficacy (LPW)	BUG Rating	Delivered Lumens	Efficacy (LPW)	BUG Rating
140L450NW-G1	140	450	21	4000K	2114	101	B1-U0-G1	2189	104	B1-U0-G1	2051	98	B1-U0-G1
140L650NW-G1	140	650	30	4000K	2760	92	B1-U0-G1	2858	95	B1-U0-G1	2869	96	B2-U0-G1
140L1150NW-G1	140	1150	52	4000K	4697	90	B2-U0-G2	4864	94	B2-U0-G2	4883	94	B3-U0-G1
140L1675NW-G1	140	1675	75	4000K	6451	86	B2-U0-G2	6679	89	B2-U0-G2	6706	89	B3-U0-G2
140L2100NW-G1	140	2100	94	4000K	7827	83	B3-U0-G3	8105	86	B2-U0-G2	8137	87	B3-U0-G2

LED Wattage and Lumen Values: 3000K Domus luminaire

3000K					Type 1			Type 2		
Ordering Code	Total LEDs	LED Current (mA)	Average System Watts	Color Temp.	Delivered Lumens	Efficacy (LPW)	BUG Rating	Delivered Lumens	Efficacy (LPW)	BUG Rating
140L450WW-G1	140	450	21	3000K	1971	94	B1-U0-G1	1989	95	B1-U0-G1
140L650WW-G1	140	650	30	3000K	2757	92	B1-U0-G1	2597	87	B1-U0-G1
140L1150WW-G1	140	1150	52	3000K	4693	90	B2-U0-G2	4419	85	B2-U0-G2
140L1675WW-G1	140	1675	75	3000K	6445	86	B3-U0-G3	6069	81	B2-U0-G2
140L2100WW-G1	140	2100	94	3000K	7820	83	B3-U0-G3	7364	78	B3-U0-G3

3000K (continued)					Type 3			Type 4			Type 5		
Ordering Code	Total LEDs	LED Current (mA)	Average System Watts	Color Temp.	Delivered Lumens	Efficacy (LPW)	BUG Rating	Delivered Lumens	Efficacy (LPW)	BUG Rating	Delivered Lumens	Efficacy (LPW)	BUG Rating
140L450WW-G1	140	450	21	3000K	2114	101	B1-U0-G1	2189	104	B1-U0-G1	2051	98	B1-U0-G1
140L650WW-G1	140	650	30	3000K	2760	92	B1-U0-G1	2858	95	B1-U0-G1	2869	96	B2-U0-G1
140L1150WW-G1	140	1150	52	3000K	4697	90	B2-U0-G2	4864	94	B2-U0-G2	4883	94	B3-U0-G1
140L1675WW-G1	140	1675	75	3000K	6451	86	B2-U0-G2	6679	89	B2-U0-G2	6706	89	B3-U0-G2
140L2100WW-G1	140	2100	94	3000K	7827	83	B3-U0-G3	8105	86	B2-U0-G2	8137	87	B3-U0-G2

Actual performance may vary due to installation variables including optics, mounting/ceiling height, dirt depreciation, light loss factor, etc.; highly recommended to confirm performance with a layout - contact Applications at outdoorlighting.applications@signify.com.

Note: Some data may be scaled based on tests of similar but not identical luminaires.

DMS60-C Domus LED Post Top

Urban Luminaire with comfort optics

Specifications:

Housing

In a round shape, this housing is made of die cast A380 aluminum, c/w a watertight grommet, mechanically assembled to the bracket with four bolts 5/16 18 UNC. This suspension system permits for a full rotation of the luminaire in 90° increments.

Access-mechanism

A die cast A360 aluminum technical ring with latch, hinge and a cast in decorative skirt. The mechanism shall offer tool free access to the inside of the luminaire. An embedded memory retentive gasket shall ensure weatherproofing.

Light engine

Light guide technology provides low-glare, uniform illumination. Composed of 140 LEDs strategically positioned on the edge of the optical plate. Light engine luminous opening size optimized to best achieve a balance between lumen output and optical performance with the need to provide visual comfort. Light engine frame ensures contact with housing to provide heat conduction and sealing against the elements. Light engine is RoHS compliant. Maximum ambient operating temperature up to 40°C(104°F). Standard color temperatures: 3000K +/- 130K, 4000K +/- 130K, Minimum CRI of 70. Also available in 2700K, 3500K, 5000K and Amber (>590nm) with extended lead times. Contact factory for details.

Optical System

The advanced LED comfort optical system provides Types 1, 2, 3, 4 and 5. Composed of high performance UV-stabilized optical grade lens with molded micro-optics to achieve desired distribution optimized to get a exceptional lighting uniformity. Performance tested per LM-79 and TM-15 (IESNA) certifying its photometric performance. Street side indicated luminaire designed with 0% uplight (U0 per IESNA TM-15).

Driver

High power factor of 95%. Electronic driver, operating range 50/60 Hz. Auto adjusting universal voltage input from 120 to 277 and 347 to 480 VAC rated for both application line to line or line to neutral, Class 2, THD of 20% max. Maximum ambient operating temperature from 40°F (40°C) to 130°F (50°C). Certified in compliance to UL1310 cULus requirement. Dry and damp location. Assembled on a unitized removable tray with Tyco quick disconnect plug resisting to 221°F (105°C). Dimmable driver 0-10V. The current supplying the LEDs will be reduced by the driver if the driver experiences internal overheating as a protection to the LEDs and the electrical components. Output is protected from short circuits, voltage overload and current overload. Automatic recovery after correction. Standard built in driver surge protection of 2.5kV (min) with CDMG, driver is class 1..

Surge Protection

Surge protector tested in accordance with ANSI/IEEE C62.45 per ANSI/IEEE C62.41.2 Scenario I Category C High Exposure 10kV/10kA waveforms for Line Ground, Line Neutral and Neutral Ground, and in accordance with U.S. DOE (Department of Energy) MSSLC (Municipal Solid State Street Lighting Consortium) model specification for LED roadway luminaires electrical immunity requirements for High Test Level 10kV / 10kA. **SP2** 20kV/10kA optional.

Driver options

DMG: Dimmable driver 0-10V.

CDMG: Dynadimmer standard dimming functionalities including pre-programmed scenarios to suit many applications and needs from safety to maximum energy savings.

Ordering Code	Scenario	Dimming Time	Dimming Level
CDMG525	Safety	4 hours	25% power dimming
CDMG550	Safety	4 hours	50% power dimming
CDMG575	Safety	4 hours	75% power dimming
CDMG25	Median	6 hours	25% power dimming
CDMG50	Median	6 hours	50% power dimming
CDMG75	Median	6 hours	75% power dimming
CDMG25	Economy	8 hours	25% power dimming
CDMG50	Economy	8 hours	50% power dimming
CDMG75	Economy	8 hours	75% power dimming

Fitter

Cast 356 aluminum c/w 4 set screws 3/8 16 UNC. This fitter holds 2 arms made of cast aluminum 356 mechanically assembled. Slip fits on a 4" (102mm) outside diameter X 4" (102mm) long tenon.

Luminaire options

FN2: Decorative finial



FN3: Decorative finial



FN4: Decorative finial



FN6: Decorative finial



FN8: Decorative finial



FN9: Decorative finial

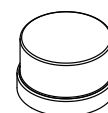


FNC: Finial painted copper

PH8: Photoelectric Cell, Twist-lock Type. Allows a 90 degree rotation.



PH9: Shorting cap, Twist-lock Type



DMS60-C Domus LED Post Top

Urban Luminaire with comfort optics

Specifications (continued):

Luminaire options (continued)

PHXL: Extended life photoelectric cell, Twist-lock Type. Allows a 90 degree rotation.

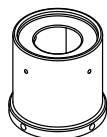


RC: Receptacle 3 pins

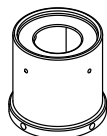


SP2: Integral surge protector

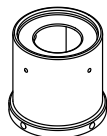
TN2.875: 2-7/8" dia. Tenon adaptor



TN3: 3" dia. Tenon adaptor



TN3.5: 3-1/2" dia. Tenon adaptor



Finish

In accordance with the AAMA 2603 standard. Application of polyester powder coat paint (4 mils/100 microns) with +/- 1 mils/24 microns of tolerance. The Thermosetting resins provides a discoloration resistant finish in accordance with the ASTM D2244 standard, as well as luster retention in keeping with the ASTM D523 standard and humidity proof in accordance with the ASTM D2247 standard. The surface treatment achieves a minimum of 2000 hours for salt spray resistant finish in accordance with testing performed and per ASTM B117 standard.

Finish Options Include:

BE2TX: Textured Midnight Blue

BE6TX: Textured Ocean Blue

BE8TX: Textured Royal Blue

BG2TX: Textured Sandstone

BKTX: Textured Black

BRTX: Textured Bronze

GN4TX: Textured Blue Green

GN6TX: Textured Forest Green

GN8TX: Textured Dark Forest Green

GNTX: Textured Green

GR: Gray Sandtex

GY3TX: Textured Medium Grey

NP: Natural Aluminum

RD2TX: Textured Burgundy

RD4TX: Textured Scarlet

TG: Hammer-tone Gold

WHTX: Textured White

Wiring

Gauge (#14) TEW/AWM 1015 or 1230 wires, 6" (152mm) minimum exceeding from luminaire.

Hardware

All exposed screws shall be complete with Ceramic primer-seal base coat to reduce seizing of the parts and offers a high resistance to corrosion. All seals and sealing devices are made and/or lined with EPDM and/or silicone and/or rubber.

Quality control

Manufactured to ISO 9001 2008 standards and ISO 14001-2004 International Quality Standards Certification.

LED products (manufacturing standard)

The electronic components sensitive to electrostatic discharge (ESD) such as light emitting diodes (LEDs) are assembled in compliance with IEC61340 5 1 and ANSI/ESD S20.20 standards so as to eliminate ESD events that could decrease the useful life of the product.

Quality control

Manufactured to ISO 9001 2008 standards and ISO 14001-2004 International Quality Standards Certification.

Certifications and Compliance

CSA, cULus Listed for Canada and USA. Domus LED luminaires are DesignLights Consortium qualified.

