



LED Lamps

LED Sensor 8-60W B22 WH FR 1PF/6 APR

LED Lamps are a perfect fit for general lighting applications. Compatible with most existing fixtures and designed as a retrofit replacement for incandescent and halogen lamps, LED Lamps deliver huge energy savings and minimize maintenance cost

Product data

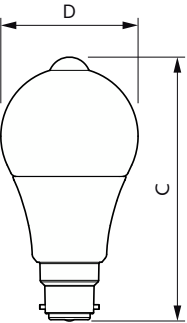
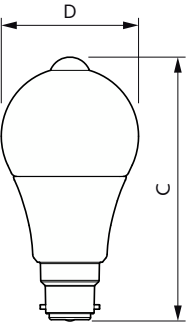
General Information	
Cap-Base	B22
Nominal lifetime	15,000 hour(s)
Switching Cycle	50,000
Rated Lifetime (Hours)	15,000 hour(s)
Lighting Technology	LED
EU RoHS compliant	Yes
Light Technical	
Color Code	830 [CCT of 3000K]
Color Code	830 [CCT of 3000K]
Beam Angle (Nom)	280 degree(s)
Luminous Flux	806 lm
Color Designation	White (WH)
Correlated Color Temperature (Nom)	3000 K
Luminous Efficacy (rated) (Nom)	100 lm/W
Color Consistency	<6
Color rendering index (CRI)	80
LLMF At End Of Nominal Lifetime (Nom)	70 %
Operating and Electrical	
Input Frequency	50 to 60 Hz
Power Consumption	8 W

Lamp Current (Nom)	78 mA
Wattage Equivalent	60 W
Starting Time (Nom)	0.5 s
Warm-up time to 60% light	0.5 s
Power Factor (Fraction)	0.5
Voltage (Nom)	220-240 V
Temperature	
Ambient temperature range	-20 to +30 °C
T-Case Maximum (Nom)	75 °C
Controls and Dimming	
Dimmable	No
Mechanical and Housing	
Bulb Finish	Frosted
Bulb Material	Plastic
Bulb Shape	A60
Approval and Application	
Energy Consumption kWh/1000 h	8 kWh
EyeComfort	Yes

LED Innovations	EyeComfort
Product Data	
Order product name	LED Sensor 8-60W B22 WH FR 1PF/6 APR
Full product name	LED Sensor 8-60W B22 WH FR 1PF/6 APR
Full product code	871869977361800
Order code	929002400119


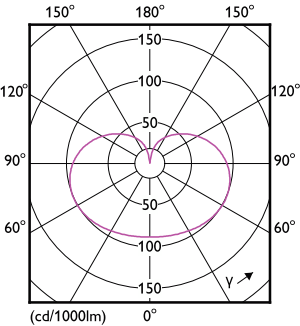
Material Nr. (12NC)	929002400119
Numerator - Quantity Per Pack	1
EAN/UPC - Product/Case	8718699773618
Numerator - Packs per outer box	6
EAN/UPC - Case	8719514387072

Dimensional drawing



Product	D	C
LED Sensor 8-60W B22 WH FR 1PF/6 APR	62.5 mm	120 mm

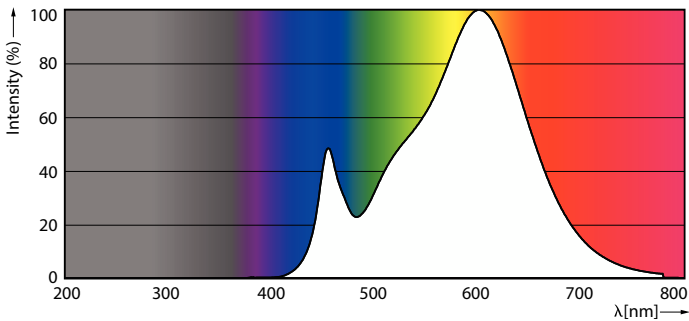
Photometric data



Light Distribution Diagram - LED Sensor 8-60W B22 WH FR 1PF/6 APR

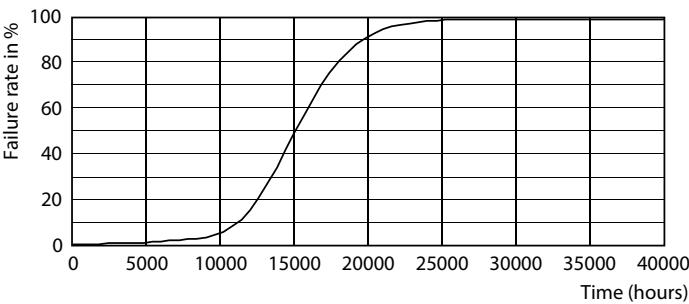
General uniform lighting - LED Sensor 8-60W B22 WH FR 1PF/6 APR

Photometric data

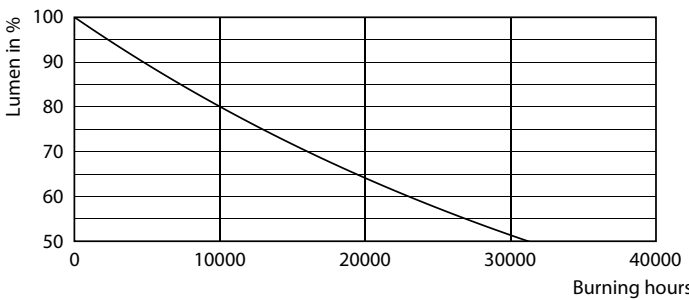


Spectral Power Distribution Colour - LED Sensor 8-60W B22 WH FR 1PF/6 APR

Lifetime



Life Expectancy Diagram - LED Sensor 8-60W B22 WH FR 1PF/6 APR



Lumen Maintenance Diagram - LED Sensor 8-60W B22 WH FR 1PF/6 APR

