



LED A15

6.6A15/PER/UD50/CL/G/E26/DIM2PF T20

Philips A15 LED Lamps offer energy saving ambience with an elegant effect. Their unique design provides light in all directions, giving lighting designers a long life alternative to standard incandescent sources.

Product data

General Information	
Cap-Base	E26 [Single Contact Medium Screw]
Nominal lifetime	15,000 hour(s)
Switching Cycle	20,000
Rated Lifetime (Hours)	15,000 hour(s)
Lighting Technology	LED
Light Technical	
Color Code	950 [CCT of 5000K]
Color Code	950 [CCT of 5000K]
Beam Angle (Nom)	300 degree(s)
Luminous Flux	750 lumen
Color Designation	Daylight
Correlated Color Temperature (Nom)	5000 K
Luminous Efficacy (rated) (Nom)	113 lm/W
Color Consistency	<4
Color rendering index (CRI)	95
LLMF At End Of Nominal Lifetime (Nom)	70 %
Operating and Electrical	
Line Frequency	60 Hz
Input Frequency	60 Hz
Power Consumption	6.6 W
Lamp Current (Nom)	65 mA

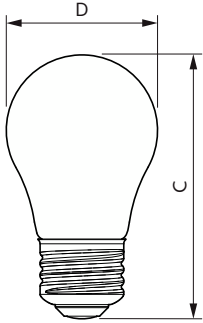
Wattage Equivalent	60 W
Starting Time (Nom)	0.5 s
Warm-up time to 60% light	0.4 s
Power Factor (Fraction)	0.7
Voltage (Nom)	120 V
Temperature	
Ambient temperature range	-20 °C to 40 °C
Controls and Dimming	
Dimmable	Only with specific dimmers
Mechanical and Housing	
Bulb Finish	Clear
Bulb Material	Glass
Bulb Shape	A15 [A 15mm]
Approval and Application	
EU RoHS compliant	Yes
Product Data	
Order product name	6.6A15/PER/UD50/CL/G/E26/DIM2PF T20
EAN/UPC - Product	50046677573404
Order code	573402

LED A15

Numerator - Quantity Per Pack	1
Numerator - Packs per outer box	6
Material number (12NC)	929003084503
Full product name	6.6A15/PER/UD50/CL/G/E26/DIM2PF T20

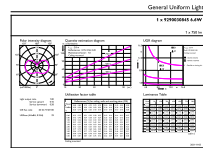
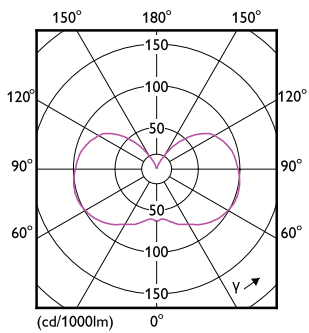
EAN/UPC - Case	50046677573404
----------------	----------------

Dimensional drawing



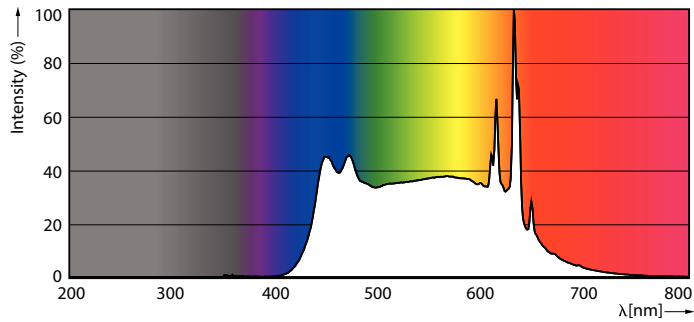
Product	D	C
6.6A15/PER/UD50/CL/G/E26/DIM2PF T20	47.5 mm	84 mm

Photometric data



General Uniform Lighting
Page 10

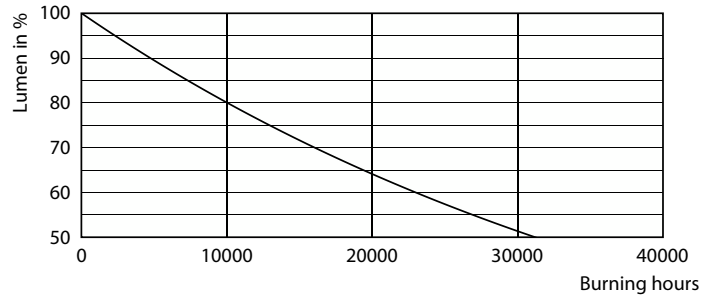
Light Distribution Diagram - 6.6A15/PER/UD50/CL/G/E26/DIM2PF T20



Spectral Power Distribution Colour

LED A15

Lifetime



Life Expectancy Diagram - 6.6A15/PER/UD50/CL/G/E26/DIM2PF T20

Lumen Maintenance Diagram - 6.6A15/PER/UD50/CL/G/E26/DIM2PF T20

