



# LED PAR30 S/L

## 8.5PAR30L/COR/940/F25/D/P/ULW/T20 6/1FB

Philips LED spots with a single optic beam, provide a clean beam that's free from shadows with beam angles from 15 and 40 degrees to suit every general lighting application.

### Product data

General Information	
Cap-Base	E26 [Single Contact Medium Screw]
Nominal lifetime	25,000 hour(s)
Switching Cycle	50,000
Lighting Technology	LED
EU RoHS compliant	Yes
Light Technical	
Color Code	940 [CCT of 4000K]
Beam Angle (Nom)	25 degree(s)
Luminous Flux	900 lm
Luminous Intensity (Nom)	3,300 cd
Color Designation	Cool White (CW)
Correlated Color Temperature (Nom)	4000 K
Luminous Efficacy (rated) (Nom)	105 lm/W
Color Consistency	<4
Color rendering index (CRI)	90
LLMF At End Of Nominal Lifetime (Nom)	70 %
Operating and Electrical	
Input Frequency	60 Hz
Power Consumption	8.5 W
Lamp Current (Nom)	105 mA
Wattage Equivalent	75 W

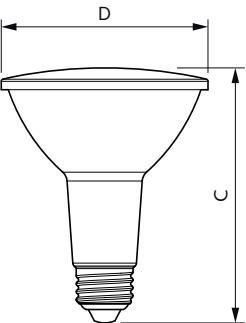
Starting Time (Nom)	0.5 s
Warm-up time to 60% light	0.5 s
Power Factor (Fraction)	0.7
Voltage (Nom)	120 V
Temperature	
Ambient temperature range	-40 to +45 °C
T-Case Maximum (Nom)	85 °C
Controls and Dimming	
Dimmable	Only with specific dimmers
Mechanical and Housing	
Bulb Finish	Clear
Bulb Material	Plastic
Bulb Shape	PAR30L
UL Wet/ damp/ dry location	Wet location
Approval and Application	
Suitable For Accent Lighting	Yes
T20 compliant	Yes

LED PAR30 S/L

Application Conditions	
can it be used in closed luminaires	Yes
Product Data	
Order product name	8.5PAR30L/COR/940/F25/D/P/ULW/T20 6/1FB
Full product name	8.5PAR30L/COR/940/F25/D/P/ULW/T20 6/1FB

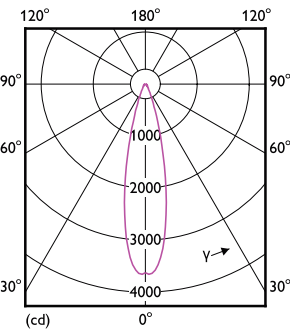
Order code	929003753404
Material Nr. (12NC)	929003753404
Numerator - Quantity Per Pack	1
EAN/UPC - Product/Case	046677587406
Numerator - Packs per outer box	6
EAN/UPC - Case	50046677587401

Dimensional drawing

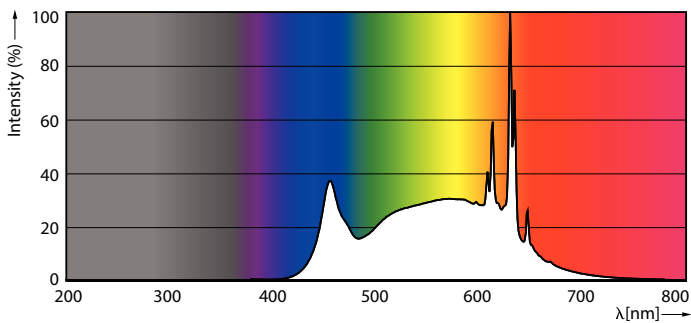


Product	D	C
8.5PAR30L/COR/940/F25/D/P/ULW/T20 6/1FB	95 mm	117 mm

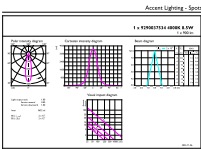
Photometric data



Light Distribution Diagram - 8.5PAR30L/COR/940/F25/D/P/ULW/T20 6/1FB



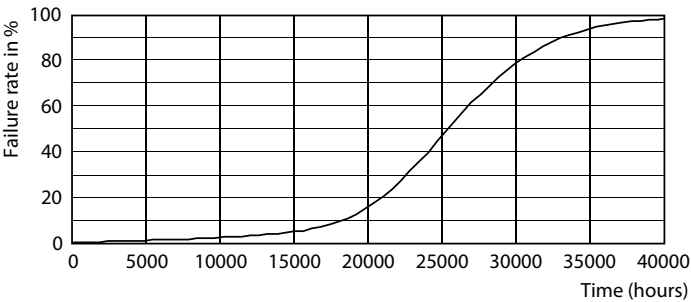
Spectral Power Distribution Colour - 8.5PAR30L/COR/940/F25/D/P/ULW/T20 6/1FB



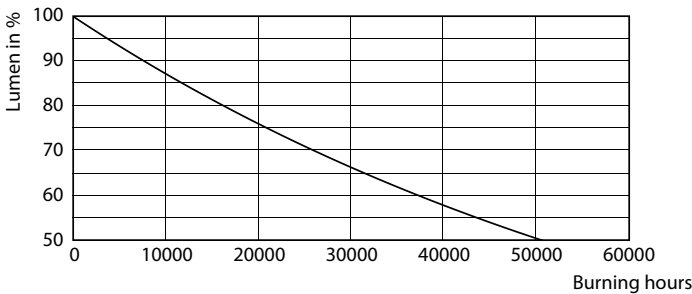
Accent Lighting Spots - 8.5PAR30L/COR/940/F25/D/P/ULW/T20 6/1FB

LED PAR30 S/L

Lifetime



Life Expectancy Diagram - 8.5PAR30L/COR/940/F25/D/P/ULW/T20 6/1FB



Lumen Maintenance Diagram - 8.5PAR30L/COR/940/F25/D/P/ULW/T20 6/1FB

