

# PHILIPS


## Compatibility List Professional Q3 2025 TrueForce LED HID

### Table of contents

<a href="#">TrueForce LED HPI - Universal</a>	<a href="#">2</a>
<a href="#">CorePro LED HPI - Mains</a>	<a href="#">3</a>
<a href="#">MASTER LED SON-T - InstantFit</a>	<a href="#">4 - 5</a>
<a href="#">MASTER LED SON - T - EM/Mains Voltage</a>	<a href="#">6</a>
<a href="#">MASTER LED SON-T Ultra Efficient - Mains</a>	<a href="#">7</a>
<a href="#">TrueForce Core LED SON-T - Mains Voltage</a>	<a href="#">8</a>
<a href="#">TrueForce LED HPL - EM/Mains</a>	<a href="#">9</a>
<a href="#">MASTER LED HPL - Mains</a>	<a href="#">10</a>
<a href="#">TrueForce CorePro LED HPL - Mains Voltage</a>	<a href="#">11</a>



# TrueForce LED HPI - Universal

9290023507	TForce LED HPI UN 95W E40 840 NB	
9290023508	TForce LED HPI UN 95W E40 840 WB	
9290023509	TForce LED HPI UN 140W E40 840 NB	
9290023510	TForce LED HPI UN 140W E40 840 WB	

## Ballast - Igniter compatibility list

Key		This document is for information purposes and must be treated as recommendation. Signify attempts to provide accurate result which are generated in lab conditions and might not completely reflect actual conditions.
	Compatible.	
	Limited compatibility	
	Not Compatible	
N.A.	Combination not applicable	

EM ballast type	TForce LED HPI UN 95-250W 9290023507 9290023508	TForce LED HPI UN 140-400W 9290023509 9290023510
BHL 250W		
BSN 250W		
BHL 400W		
BSN 400W		
The product is compatible with BHL/BSN ballasts, see above table. The product is NOT compatible with electronic ballasts The product is NOT compatible with CWA type of ballasts/transformers		

### BSN-series ballast type (or similar) combined with following igniter

Brand	Type	art.nr	mode	Trueforce 95-250W 9290023507 9290023508	Trueforce 140-400W 9290023509 9290023510
Without igniter	n.a.	n.a.	n.a.		
Philips	SN58	9136195799	semi-parallel		
		9137001349			
		9137001348			
		9137100105			
	SKD578	9137006553	semi-parallel		
Vossloh Schwabe	Z250s	140425	series		
	Z400s	140427	series		
	Z400MK	142897	series		
	PZI1000/1K	140617	parallel		
Tridonic	ZRM-2.5-ES/CT	87500086	series		
BAG	NI 400 LE 4K	10007322	series		
	NP603	10067389	parallel		
PARMAR	PAE40 0255	PAE400255	series		
	PXE07 0255		series		
ELT	AVS 400-D	3210232	series		
	AVS100-DP	3210442	semi-parallel		
Electrostart	ZX400-T	78.02.400.0-T	series		
Magnetek (May & Christe)	ZG4.5		series		


### BSN-series ballast type (or similar) combined with following igniter

Brand	Type	art.nr	mode	TForce LED HPI UN 95-250W 9290023507 9290023508	TForce LED HPI UN 140-400W 9290023509 9290023510
Without igniter	n.a.	n.a.	n.a.		
Philips	SI51	9136195199	parallel		
Vossloh Schwabe	Z250s	140425	series		
	Z400s	140427	series		
	Z400MK	142897	series		
	PZI1000/1K	140617	parallel		
Tridonic	ZRM-2.5-ES/CT	87500086	series		
BAG	NI 400 LE 4K	10007322	series		
	NP603	10067389	parallel		
PARMAR	PAE400 255	PAE400255	series		
	PXE07 0255		series		
ELT	AVS 400-D	3210232	series		
Electrostart	ZX400-T	78.02.400.0-T	series		
Magnetek (May & Christe)	ZG4.5		series		

- Note**
- For enabling compatibility, the “Igniter comfort logic” function is equipped to simulate the low light level at start up of HID lamps, which in some cases can be observed as a short reduction of the light output of the lamp.
  - In rare cases the igniter comfort logic cannot stop the igniter. This is visible as continuously flicker of the light. Signify advises to remove/disconnect the igniter.
  - Instant ON/OFF – does not require to warm up or to cool down before restart.
  - The compatibility of the lamp with the gear is measured in the laboratory at nominal voltage (230VAC). The performance in real applications can be different.
  - Manufacturers of ballasts and igniters can change the technical design of their product without informing LED lamp suppliers. These changes can influence the performance of LED products. Signify cannot be held responsible for inaccuracies in the compatibility lists due to technical changes in ballasts or igniters.

**Disclaimer:**  
Philips will not accept claims for any damage caused by implementing the recommendations in this document. More information:  
[TrueForce LED Industrial and Retail \(Highbay – MH\) | 6871562 | Philips lighting](#)  
[Installer Hub | Philips lighting](#)

# CorePro LED HPI - Mains

9290031616	CorePro LED HPI MV 9Klm 65W 840 E40 100D
9290031617	CorePro LED HPI MV 15Klm 105W 840 E40 100D
	

## Ballast - Igniter compatibility list

Key	
	Compatible.
	Limited compatibility
	Not Compatible
N.A.	Combination not applicable

This document is for information purposes and must be treated as recommendation. Signify attempts to provide accurate result which are generated in lab conditions and might not completely reflect actual conditions.

EM ballast type	CorePro LED HPI MV 9Klm 65W 840 E40 9290031616	CorePro LED HPI MV 15Klm 105W 840 E40 9290031617
Direct Mains/ Bypass Ballast		
EM ballast		

The product is NOT compatible with all types of ballasts/transformers.

### Note

- The lamp is not compatible with any Ballast Gear, ballast/igniter/power factor compensation capacitor should be removed.
- Instant ON/OFF – does not require to warm up or to cool down before restart.

**Disclaimer:**  
Philips will not accept claims for any damage caused by implementing the recommendations in this document. More information:

[CorePro LED HPI - Mains](#)  
[Installer Hub](#) | [Philips lighting](#)

# MASTER LED SON-T - InstantFit

9290034670	MAS LED SON-T IF 3.6Klm 23W 727 E27	
9290034671	MAS LED SON-T IF 4Klm 23W 740 E27	
9290034672	MAS LED SON-T IF 5.4Klm 34W 727 E27	
9290034673	MAS LED SON-T IF 6Klm 34W 740 E27	
9290034674	MAS LED SON-T IF 8.1Klm 50W 727 E40	
9290034675	MAS LED SON-T IF 9Klm 50W 740 E40	
9290034676	MAS LED SON-T IF 10.8Klm 65W 727 E40	
9290034677	MAS LED SON-T IF 12Klm 65W 740 E40	

## Ballast - Igniter compatibility list

Key		<i>This document is for information purposes and must be treated as recommendation. Signify attempts to provide accurate result which are generated in lab conditions and might not completely reflect actual conditions.</i>
	Compatible.	
	Limited compatibility	
	Not Compatible	
N.A.	Combination not applicable	

EM ballast type	EM ballast Brand	MAS LED SON-T IF 23W E27 9290034670 9290034671	MAS LED SON-T IF 34W E27 9290034672 9290034673	MAS LED SON-T IF 50W E40 9290034674 9290034675	MAS LED SON-T IF 65W E40 9290034676 9290034677
BSN 50W	PHILIPS				
BSN 70W	PHILIPS				
BHL 80W	PHILIPS				
BHL 125W	PHILIPS				
BSN 100W	PHILIPS				
BSN 150W	PHILIPS				
NK70/50LUP	Helvar				
NG70ZT	OSRAM				
VS PKNaHJ 70.128	Vossloh Schwabe				
70W 1.0A MH/HPS HSA07223221	PARMAR				
100W 1.2A MH/HPS HSP10223221	PARMAR				
NaHJ 100.581	Vossloh Schwabe				
150W 1.8A MH/HPS HSA15223221	PARMAR				
NaHJ 150.995	Vossloh Schwabe				
NK 150 SEP	Helvar				
BSD 100L 406TS	PHILIPS				
BSD 150L 406TS	PHILIPS				

The product is compatible with BSN and BHL ballast (or similar models from other suppliers), see above table.  
The product is NOT compatible with electronic ballasts  
The product is NOT compatible with CWA type of ballasts/transformers

BSN-series ballast type (or similar) combined with following igniter				MAS LED SON-T IF 23W E27 9290034670 9290034671	MAS LED SON-T IF 34W E27 9290034672 9290034673	MAS LED SON-T IF 50W E40 9290034674 9290034675	MAS LED SON-T IF 65W E40 9290034676 9290034677
Brand	Type	art.nr	mode				
Without igniter	n.a.	n.a.	n.a.				
Philips	SN58	9136195799	semi-parallel				
		9137001349					
		9137001348					
		9137100105					
Vossloh Schwabe	SKD578	9136195199	semi-parallel				
		9137006553					
	Z250s	9137006554	series				
		140425					
		140427					
Tridonic	Z400s	142897	series				
	Z400MK	140617	parallel				
	PZI1000/1K	87500086	series				
BAG	ZRM-2.5-ES/CT	10007322	series				
	NI 400 LE 4K	10067389	parallel				
PARMAR	NP603						
	PAE40 0255	PAE400255	series				
ELT	PXE07 0255		series				
	AVS 400-D	3210232	series				
Electrostart	ZX400-T	78.02.400.0-T	series				
Magnetek (May & Christe)	ZG4.5		series				

A Philips LED light bulb with a white base and a clear, faceted top. The bulb is shown vertically, with the Philips logo visible on the base.

## Key

*This document is for information purposes and must be treated as recommendation. Signify attempts to provide accurate result which are generated in lab conditions and might not completely reflect actual conditions.*

**BSN-series ballast type (or similar) combined with following igniter**

- For enabling compatibility, the “Igniter comfort logic” function is equipped to simulate the low light level at start up of HID lamps, which in some cases can be observed as a short reduction of the light output of the lamp. In rare cases the igniter comfort logic cannot stop the igniter. This is visible as continuously flicker of the light. Signify advises to remove/disconnect the igniter.
- Instant ON/OFF – does not require to warm up or to cool down before restart.
- The compatibility of the lamp with the gear is measured in the laboratory at nominal voltage (230VAC). The performance in real applications can be different.
- Manufacturers of ballasts and igniters can change the technical design of their product without informing LED lamp suppliers. These changes can influence the performance of LED products. Signify cannot be held responsible for inaccuracies in the compatibility lists due to technical changes in ballasts or igniters.

Philips will not accept claims for any damage caused by implementing the recommendations in this document. More information:

[Installer Hub | Philips lighting](#)

# MASTER LED SON - T - EM/Mains Voltage

9290034678	MAS LED SON-T EM 3.6Klm 23W 727 E27	
9290034679	MAS LED SON-T EM 4Klm 23W 740 E27	
9290034681	MAS LED SON-T EM 5.4Klm 34W 727 E27	
9290034682	MAS LED SON-T EM 6Klm 34W 740 E27	
9290034684	MAS LED SON-T EM 8.1Klm 50W 727 E40	
9290034685	MAS LED SON-T EM 9Klm 50W 740 E40	
9290034687	MAS LED SON-T EM 10.8Klm 65W 727 E40	
9290034688	MAS LED SON-T EM 12Klm 65W 740 E40	

## Ballast - Igniter compatibility list

Key		This document is for information purposes and must be treated as recommendation. Signify attempts to provide accurate result which are generated in lab conditions and might not completely reflect actual conditions.
	Compatible.	
	Limited compatibility	
	Not Compatible	
N.A.	Combination not applicable	

EM ballast type	MAS LED SON-T EM 23W E27 9290034678 9290034679	MAS LED SON-T EM 34W E27 9290034681 9290034682	MAS LED SON-T EM 50W E40 9290034684 9290034685	MAS LED SON-T EM 65W E40 9290034687 9290034688
BSN 50W				
BSN 70W				
BHL 80W				
BHL 125W				
BSN 100W				
BSN 150W				
BSN 250W				
BHL 250W				
Direct Mains/Bypass Ballast				
BSD 100L 406TS				
BSD 150L 406TS				

The product is compatible with BSN and BHL ballast (or similar models from other suppliers), see above table.  
The product is NOT compatible with electronic ballasts  
The product is NOT compatible with CWA type of ballasts/transformers

- Note**
- The lamp is not compatible with any igniter. Ignitor should be removed.
  - To get a decent PF, the power factor compensation capacitor should be removed.
  - Instant ON/OFF – does not require to warm up or to cool down before restart.
  - The compatibilty of the lamp with the gear is measured in the laboratory at nominal voltage (230VAC). The performance in real applications can be different
  - Manufacturers of ballasts can change the technical design of their product without informing LED lamp suppliers. These changes can influence the performance of LED products. Signify cannot be held responsible for inaccuracies in the compatibility lists due to technical changes in ballasts.

**Disclaimer:**  
Philips will not accept claims for any damage caused by implementing the recommendations in this document. More information:  
[TrueForce LED Public \(Road – SON\) | 7165342 | Philips lighting](#)  
[Installer Hub | Philips lighting](#)

# MASTER LED SON-T Ultra Efficient - Mains

9290036771	MAS LED SON-T UE M 3.6Klm 19W 727 E27	
9290036772	MAS LED SON-T UE M 4Klm 19W 740 E27	
9290036773	MAS LED SON-T UE M 5.4Klm 28.5W 727 E27	
9290036774	MAS LED SON-T UE M 6Klm 28.5W 740 E27	
9290036775	MAS LED SON-T UE M 8Klm 42.8W 727 E40	
9290036776	MAS LED SON-T UE M 9Klm 42.8W 740 E40	

## Ballast - Igniter compatibility list

Key		
	Compatible.	This document is for information purposes and must be treated as recommendation. Signify attempts to provide accurate result which are generated in lab conditions and might not completely reflect actual conditions.
	Limited compatibility	
	Not Compatible	
N.A.	Combination not applicable	

EM ballast type	MAS LED SON-T UE M 3.6Klm 19W E27 9290036771 9290036772	MAS LED SON-T UE M 5.4Klm 28.5W E27 9290036773 9290036774	MAS LED SON-T UE M 8Klm 42.8W E40 9290036775 9290036776
Direct Mains/ Bypass Ballast			
EM ballast			

The product is NOT compatible with all types of ballasts/transformers

### Note

- The lamp is not compatible with any Ballast Gear, ballast/igniter/power factor compensation capacitor should be removed.
- Instant ON/OFF – does not require to warm up or to cool down before restart.

**Disclaimer:**  
Philips will not accept claims for any damage caused by implementing the recommendations in this document. More information:  
[MASTER LED SON-T Ultra Efficient - Mains](#)  
[Installer Hub | Philips Lighting](#)

# TrueForce Core LED SON-T - Mains Voltage

9290024848	TForce Core LED road 17W 730 E27 MV	
9290024849	TForce Core LED road 17W 740 E27 MV	
9290024850	TForce Core LED road 26W 730 E27 MV	
9290024851	TForce Core LED road 26W 740 E27 MV	
9290024852	TForce Core LED road 40W 730 E40 MV	
9290024853	TForce Core LED road 40W 740 E40 MV	
9290037308	TForce Core LED road 17W 727 E27 MV	
9290037309	TForce Core LED road 26W 727 E27 MV	
9290037310	TForce Core LED road 40W 727 E40 MV	
9290037756	TForce Core LED road 45W 727 E40 MV	
9290037757	TForce Core LED road 49W 740 E40 MV	
9290037788	TForce Core LED road 45W 730 E40 MV	

## Ballast - Igniter compatibility list

Key		This document is for information purposes and must be treated as recommendation. Signify attempts to provide accurate result which are generated in lab conditions and might not completely reflect actual conditions.
	Compatible.	
	Limited compatibility	
	Not Compatible	
N.A.	Combination not applicable	

EM ballast type	TForce Core LED road 17W 9290024848 9290024849 9290037308	TForce Core LED road 26W 9290024850 9290024851 9290037309	TForce Core LED road 40W 9290024852 9290024853 9290037310	TForce CORE LED 45W 9290037756 9290037757 9290037788
Direct Mains/ Bypass Ballast				
EM ballast				

The product is NOT compatible with all types of ballasts/transformers

### Note

- The lamp is not compatible with any Ballast Gear, ballast/igniter/power factor compensation capacitor should be removed.
- Instant ON/OFF – does not require to warm up or to cool down before restart.

**Disclaimer:**  
Philips will not accept claims for any damage caused by implementing the recommendations in this document. More information:  
[Trueforce Core LED SON-T | 8852552 | Philips lighting](#)  
[Installer Hub | Philips lighting](#)



# TrueForce LED HPL - EM/Mains

9290020061	TForce LED HPL ND 28-21W E27 830	
9290020062	TForce LED HPL ND 30-21W E27 840	
9290020063	TForce LED HPL ND 38-28W E27 830	
9290020064	TForce LED HPL ND 40-28W E27 840	
9290020065	TForce LED HPL ND 57-42W E27 830	
9290020066	TForce LED HPL ND 60-42W E27 840	
9290020067	TForce LED HPL ND 57-42W E40 830	
9290020068	TForce LED HPL ND 60-42W E40 840	

## Ballast - Igniter compatibility list

Key		
	Compatible.	This document is for information purposes and must be treated as recommendation. Signify attempts to provide accurate result which are generated in lab conditions and might not completely reflect actual conditions.
	Limited compatibility	
	Not Compatible	
N.A.	Combination not applicable	

EM ballast type	TForce LED HPL ND 21W E27 9290020061 9290020062	TForce LED HPL ND 28W E27 9290020063 9290020064	TForce LED HPL ND 42W E27 9290020065 9290020066	TForce LED HPL ND 42W E40 9290020067 9290020068
BSN 50W				
BSN 70W				
BHL 80W				
BHL 125W				
BSN 100W				
BSN 150W				
BSN 250W				
BHL 250W				
Direct Mains/ Bypass Ballast				

The product is compatible with BSN and BHL ballast (or similar models from other suppliers), see above table.  
The product is NOT compatible with electronic ballasts  
The product is NOT compatible with CWA type of ballasts/transformers

### Note

- The lamp is not compatible with any igniter. Ignitor should be removed.
- To get a decent PF, the power factor compensation capacitor should be removed.
- Instant ON/OFF – does not require to warm up or to cool down before restart.
- The compatilby of the lamp with the gear is measured in the laboratory at nominal voltage (230VAC). The performance in real applications can be different
- Manufacturers of ballasts can change the technical design of their product without informing LED lamp suppliers. These changes can influence the performance of LED products. Signify cannot be held responsible for inaccuracies in the compatibility lists due to technical changes in ballasts.

**Disclaimer:**  
Philips will not accept claims for any damage caused by implementing the recommendations in this document. More information:  
[TrueForce LED Public \(Urban/Road – HPL/SON\) | 5763385 | Philips lighting](#)  
[Installer Hub | Philips lighting](#)

# MASTER LED HPL - Mains

929003530702	MAS LED HPL M 2.8Klm 19W 830E27 FR G	
929003530802	MAS LED HPL M 3Klm 19W 840 E27 FR G	
929003530902	MAS LED HPL M 3.8Klm 24W 830 E27 FR G	
929003531002	MAS LED HPL M 4Klm 24W 840 E27 FR G	
929003531102	MAS LED HPL M 5.6Klm 33.5W 830 E27 FR G	
929003531202	MAS LED HPL M 6Klm 33.5W 840 E27 FR G	
929003531302	MAS LED HPL M 5.6Klm 33.5W 830 E40 FR G	
929003531402	MAS LED HPL M 6Klm 33.5W 840 E40 FR G	

## Ballast - Igniter compatibility list

Key		
	Compatible.	This document is for information purposes and must be treated as recommendation. Signify attempts to provide accurate result which are generated in lab conditions and might not completely reflect actual conditions.
	Limited compatibility	
	Not Compatible	
N.A.	Combination not applicable	

EM ballast type	MAS LED HPL M 19W E27 FR G 9290035307 9290035308	MAS LED HPL M 24W E27 FR G 9290035309 9290035310	MAS LED HPL M 24W E27 FR G 9290035311 9290035312	MAS LED HPL M 24W E40 FR G 9290035313 9290035314
Direct Mains/ Bypass Ballast				
EM ballast				

The product is NOT compatible with all types of ballasts/transformers


### Note

- The lamp is not compatible with any Ballast Gear, ballast/igniter/power factor compensation capacitor should be removed.
- Instant ON/OFF – does not require to warm up or to cool down before restart.

**Disclaimer:**  
Philips will not accept claims for any damage caused by implementing the recommendations in this document. More information:

[CorePro LED HPI - Mains](#)  
[Installer Hub | Philips lighting](#)

# TrueForce CorePro LED HPL - Mains Voltage

9290023497	TForce Core LED HPL 13W E27 830 FR	
9290023498	TForce Core LED HPL 13W E27 840 FR	
9290023499	TForce Core LED HPL 18W E27 830 FR	
9290023500	TForce Core LED HPL 18W E27 840 FR	
9290038365	TForce Core LED HPL 24.5W E27 830 FR	
9290038366	TForce Core LED HPL 24.5W E27 840 FR	
9290024812	TForce Core LED HPL 36W E27 830 FR	
9290024813	TForce Core LED HPL 36W E27 840 FR	
9290024814	TForce Core LED HPL 36W E40 830 FR	
9290024815	TForce Core LED HPL 36W E40 840 FR	
9290037311	TForce Core LED HPL 13W E27 827 FR	
9290037312	TForce Core LED HPL 18W E27 827 FR	
9290037313	TForce Core LED HPL 26W E27 827 FR	
9290037314	TForce Core LED HPL 36W E27 827 FR	
9290037315	TForce Core LED HPL 36W E40 827 FR	

## Ballast - Igniter compatibility list

Key		This document is for information purposes and must be treated as recommendation. Signify attempts to provide accurate result which are generated in lab conditions and might not completely reflect actual conditions.
	Compatible.	
	Limited compatibility	
	Not Compatible	
N.A.	Combination not applicable	

EM ballast type	TForce Core LED HPL13W E27 FR	TForce Core LED HPL18W E27 FR	TForce Core LED HPL 26W E27 FR	TForce Core LED HPL36W E27 FR	TForce Core LED HPL36W E40 FR
	9290023497	9290023499	9290037313	9290024812	9290024814
	9290023498	9290023500	9290038365	9290024813	9290024815
	9290037311	9290037312	9290038366	9290037314	9290037315
Direct Mains/ Bypass Ballast					
EM ballast					

The product is NOT compatible with all types of ballasts/transformers

### Note

- The lamp is not compatible with any Ballast Gear, ballast/igniter/power factor compensation capacitor should be removed.
- Instant ON/OFF – does not require to warm up or to cool down before restart.

**Disclaimer:**  
Philips will not accept claims for any damage caused by implementing the recommendations in this document. More information:  
[Trueforce CorePro LED HPL | 7903997 | Philips lighting](#)  
[Installer Hub | Philips lighting](#)

